

SAN MATEO COUNTY LAW LIBRARY
710 Hamilton Street
Redwood City, CA 94063
650-363-4913
www.smclawlibrary.org

May 28, 2026

BOARD OF LAW LIBRARY TRUSTEES MEETING

LOCATION: CONFERENCE ROOM, SAN MATEO COUNTY LAW LIBRARY
710 HAMILTON STREET, REDWOOD CITY, CALIFORNIA 94063

Zoom Meeting ID 2330943330
Redwood City, CA 94063

Materials related to an item on this Agenda are available for public inspection at the Law Library during normal business hours.

Meetings are accessible to people with disabilities. Individuals who need special assistance or a disability-related modification or accommodation to participate in this meeting, or who have a disability and wish to request an alternative format for the agenda, meeting notice, agenda packet or other writings that may be distributed at the meeting, should contact the Law Library at least three (3) days prior to the meeting. Notification in advance of the meeting will enable the Law Library to make reasonable arrangements to ensure accessibility to this meeting and materials related to it.

Members of the public may be heard on any item on the agenda. Persons addressing the Board will be limited to two minutes unless the President of the Board grants a longer period of time. The Board will only allow comments by members of the public on an item on the agenda during discussion of the item.

THURSDAY, May 28, 2026 12:15 P.M.

AGENDA (AMENDED)

1. CLOSED SESSION
2. REGULAR SESSION
 - a. Report on closed session
 - b. Approval of Minutes of the Thursday, March 26 meeting.
 - c. Acceptance of Report of Expenses for Period 8 (February), Period 9 (March), and Period 10 (April) FY2025-26
 - d. Discussion/Informational Updates and Policy Decisions:
 - Proposed budgeting for FY 2026-2027
 - Law Library relocation update
 - Judges Luncheon March 27 review
 - Next meeting June 25 reschedule
 - Other matters of interest

- e. Report of the San Mateo County Bar Association
 - f. Public open comment.
3. ADJOURNMENT

PROPOSED 2026 MEETING SCHEDULE
NEXT MEETING TBD, 2026

Mark Your Calendar!

2026 San Mateo County Law Library Board of Trustees Meeting Schedule:

- August 27
- October 22
- November 19 or December 10

Payroll & Benefits	Blake, Larry	\$546.00
	Bracco, Caroline	\$8,912.00
	Brill, Margaret Ruth	\$2,647.44
	Chaves, Shawn	\$5,864.00
	Conventini, Antonella	\$6,406.40
	Cubing, Ino	\$0.00
	Jimenez, Vanessa	\$0.00
	Krehnke, Isabel	\$0.00
	LeMon, Viola	\$0.00
	Woods, Marcia	\$575.00
	Medicare & FICA	\$386.95
	Active Employee Benefits	\$4,878.68
	Retired Employee Benefits	\$1,397.11
	Subtotal:	\$31,613.58
Total Monthly Expenses:		\$54,562.42

DETAILED MONTHLY INCOME			
Fund	Income Source	Comments	Amount
SMC Trust	Filing Fees		\$72,286.09
	Interest		\$0.00
	Credits/Refunds	Charles Schwab Refund	\$40,000.00
	Other	Super Court -Kevin Cunningham	\$2,826.00
	Subtotal:		
CitiBank	Photocopier		\$144.20
	Computer Printing		\$88.80
	Conference Room Rental		\$0.00
	Deed Form Sales		\$70.00
	MCLE Tape Circulation		\$5.00
	24-hour Material Circulation		\$10.00
	Extra Computer Time		\$27.00
	Lost Book Replacement		\$0.00
	Vendor Credits/Refunds		\$0.00
	SVCF Deposits		\$0.00
	Grants		\$0.00
	Overdue Fines		\$20.00
	Transfers		\$0.00
	Square Transactions		\$0.00
	Other		\$0.00
Subtotal:			\$365.00
Total Monthly Income:			\$115,477.09

	A	B	C	D	E	F	G	H
1	Expense Category	February Expenses			YTD Expenses	Budgeted YTD	Fiscal Year Budget	
2		SMC Trust Acct.	CitiBank Acct.	Acct. Totals				
3	PAYROLL							
4	Full time	\$21,182.40	\$0.00	\$21,182.40	\$178,612.80	\$186,666.67	\$280,000.00	
5	Part time	\$6,342.34	\$0.00	\$6,342.34	\$49,742.39	\$70,000.00	\$105,000.00	
6	Subtotal :	\$27,524.74	\$0.00	\$27,524.74	\$228,355.19	\$256,666.67	\$385,000.00	
7	BENEFITS							
8	Active Employee Benefits	\$4,878.68	\$0.00	\$4,878.68	\$35,527.36	\$26,666.67	\$40,000.00	
9	CalPERS Pension Prefunding*	\$0.00	\$0.00	\$0.00	\$0.00	\$0.00	\$0.00	
10	CalPERS Retirement	\$4,945.86	\$0.00	\$4,945.86	\$30,025.16	\$22,000.00	\$33,000.00	
11	CalPERS UAL	\$0.00	\$0.00	\$0.00	\$70,512.00	\$44,666.67	\$67,000.00	
12	Medicare & FICA	\$386.95	\$0.00	\$386.95	\$4,806.26	\$8,666.67	\$13,000.00	
13	Prior OASDI	\$0.00	\$0.00	\$0.00	\$0.00	\$0.00	\$0.00	
14	Retired Employee Benefits	\$1,397.11	\$0.00	\$1,397.11	\$11,057.08	\$10,666.67	\$16,000.00	
15	Subtotal :	\$11,608.60	\$0.00	\$11,608.60	\$151,927.86	\$112,666.67	\$169,000.00	
16	LIBRARY RESOURCES							
17	Electronic Resources	\$1,135.08	\$0.00	\$1,135.08	\$83,904.93	\$86,666.67	\$130,000.00	
18	New Materials	\$0.00	\$0.00	\$0.00	\$0.00	\$666.67	\$1,000.00	
19	Print Resources	\$10,984.68	\$15.57	\$11,000.25	\$108,971.64	\$56,666.67	\$85,000.00	
20	Subtotal :	\$12,119.76	\$15.57	\$12,135.33	\$192,876.57	\$144,000.00	\$216,000.00	
21	OPERATIONAL EXPENSES							
22	Bookkeeping Support	\$0.00	\$774.00	\$774.00	\$6,642.00	\$10,000.00	\$15,000.00	
23	Building Maintenance	\$0.00	\$137.50	\$137.50	\$4,122.00	\$10,000.00	\$15,000.00	
24	Capital Improvements	\$0.00	\$0.00	\$0.00	\$0.00	\$0.00	\$0.00	
25	Catering	\$0.00	\$0.00	\$0.00	\$1,252.52	\$933.33	\$1,400.00	
26	Citibank Service Charges	\$0.00	\$28.37	\$28.37	\$277.62	\$240.00	\$360.00	
27	Copy Machines	\$208.68	\$0.00	\$208.68	\$1,463.60	\$2,000.00	\$3,000.00	
28	Dues	\$0.00	\$0.00	\$0.00	\$101.57	\$866.67	\$1,300.00	
29	Educational/Professional	\$0.00	\$0.00	\$0.00	\$376.68	\$1,333.33	\$2,000.00	
30	Insurance	\$0.00	\$0.00	\$0.00	\$7,346.00	\$5,666.67	\$8,500.00	
31	Miscellaneous	\$0.00	\$0.00	\$0.00	\$0.00	\$666.67	\$1,000.00	
32	Office Supplies	\$573.40	\$0.00	\$573.40	\$2,048.12	\$1,333.33	\$2,000.00	
33	Outside Services	\$0.00	\$2,826.00	\$2,826.00	\$3,540.37	\$833.33	\$10,000.00	
34	Promotional	\$0.00	\$0.00	\$0.00	\$0.00	\$666.67	\$1,000.00	
35	Support Software	\$0.00	\$0.00	\$0.00	\$5,428.96	\$2,000.00	\$3,000.00	
36	Tech Support	\$988.00	\$0.00	\$988.00	\$9,260.00	\$6,666.67	\$10,000.00	
37	Telecommunications	\$47.26	\$331.70	\$378.96	\$2,755.99	\$1,333.33	\$2,000.00	
38	Transfers	\$0.00	\$0.00	\$0.00	\$0.00	\$0.00	\$0.00	
39	Travel Expenses	\$0.00	\$0.00	\$0.00	\$0.00	\$1,333.33	\$2,000.00	
40	Use Tax	\$0.00	\$0.00	\$0.00	\$0.00	\$0.00	\$0.00	
41	Subtotal :	\$1,817.34	\$4,097.57	\$5,914.91	\$44,615.43	\$45,873.33	\$77,560.00	
42	TOTAL:	\$53,070.44	\$4,113.14	\$57,183.58	\$617,775.05	\$559,206.67	\$847,560.00	

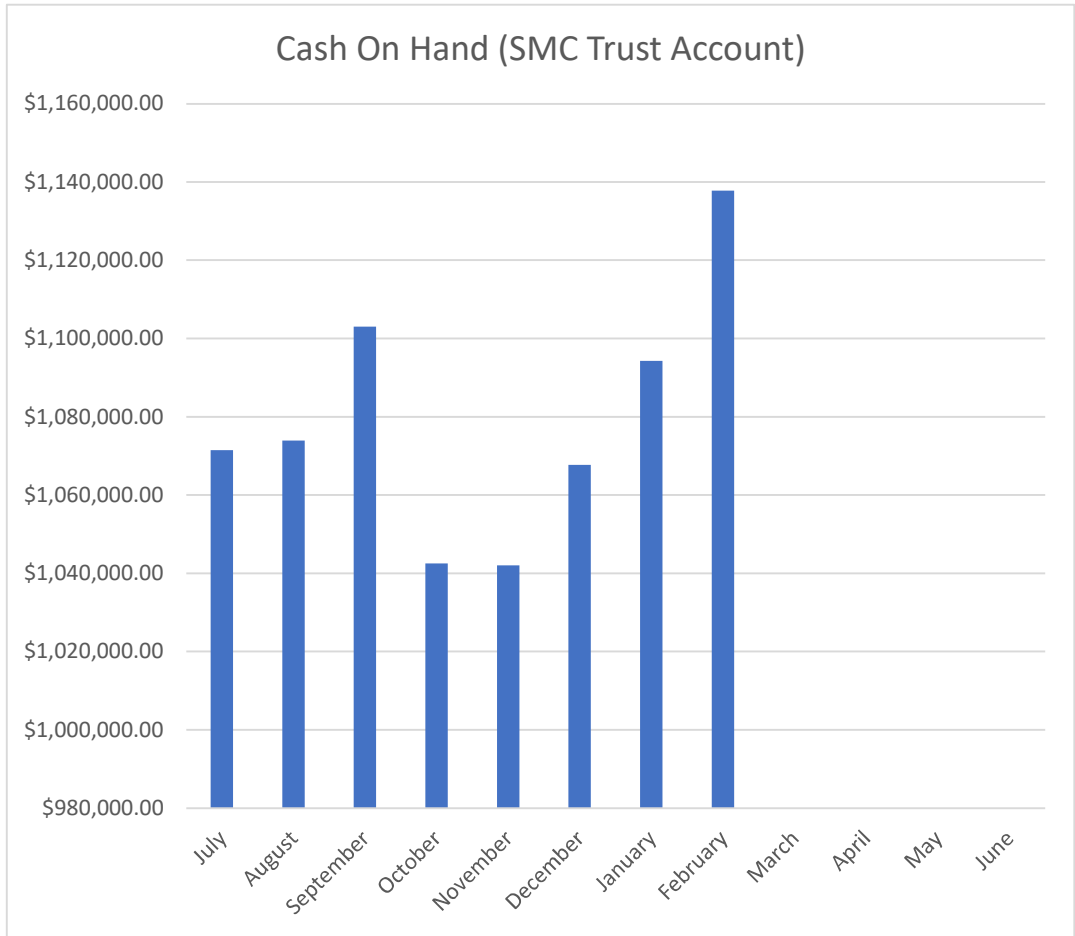
Income Category	February Income	YTD Income
TRIAL BALANCE REPORTED INCOME (Deposited to County Trust Fund)		
Filing Fees	\$72,286.09	\$492,455.64
Interest	\$0.00	\$32,600.93
Credits/Refunds	\$2,826.00	\$3,227.02
Other	\$40,000.00	\$99,619.38
Subtotal:	\$115,112.09	\$627,902.97
LIBRARY GENERATED INCOME (Deposited to Library CitiBank Acct)		
Photocopier	\$144.20	\$1,041.75
Computer Printing	\$88.80	\$1,085.75
Conference Room Rental	\$0.00	\$0.00
Deed Form Sales	\$70.00	\$516.00
MCLE Tape Circulation	\$5.00	\$55.00
24-hour Material Circulation	\$10.00	\$90.00
Extra Computer Time	\$27.00	\$122.00
Lost Book Replacement	\$0.00	\$0.00
Vendor Credits/Refunds	\$0.00	\$0.00
SVCF Deposits	\$0.00	\$0.00
Grants	\$0.00	\$0.00
Overdue Fines	\$20.00	\$50.00
Transfers	\$0.00	\$0.00
Square Transactions	\$0.00	\$0.00
Other	\$0.00	\$0.00
Subtotal:	\$365.00	\$2,960.50
TOTAL:	\$115,477.09	\$630,863.47

**CASH ON HAND
 (SMC Trust Account)**

PERIOD	TOTAL INCOME*	TOTAL EXPENSES	CASH ON HAND
July	\$79,903.25	\$120,985.53	\$1,071,480.99
August	\$56,869.64	\$54,427.87	\$1,073,922.76
September	\$64,431.80	\$35,355.55	\$1,102,999.01
October	\$68,030.43	\$128,551.86	\$1,042,477.58
November	\$51,095.16	\$51,529.96	\$1,042,042.78
December	\$132,317.74	\$106,657.70	\$1,067,702.82
January	\$60,143.10	\$33,590.37	\$1,094,255.55
February	\$115,112.09	\$71,615.50	\$1,137,752.14
March			
April			
May			
June			
TOTALS	\$627,903.21	\$602,714.34	

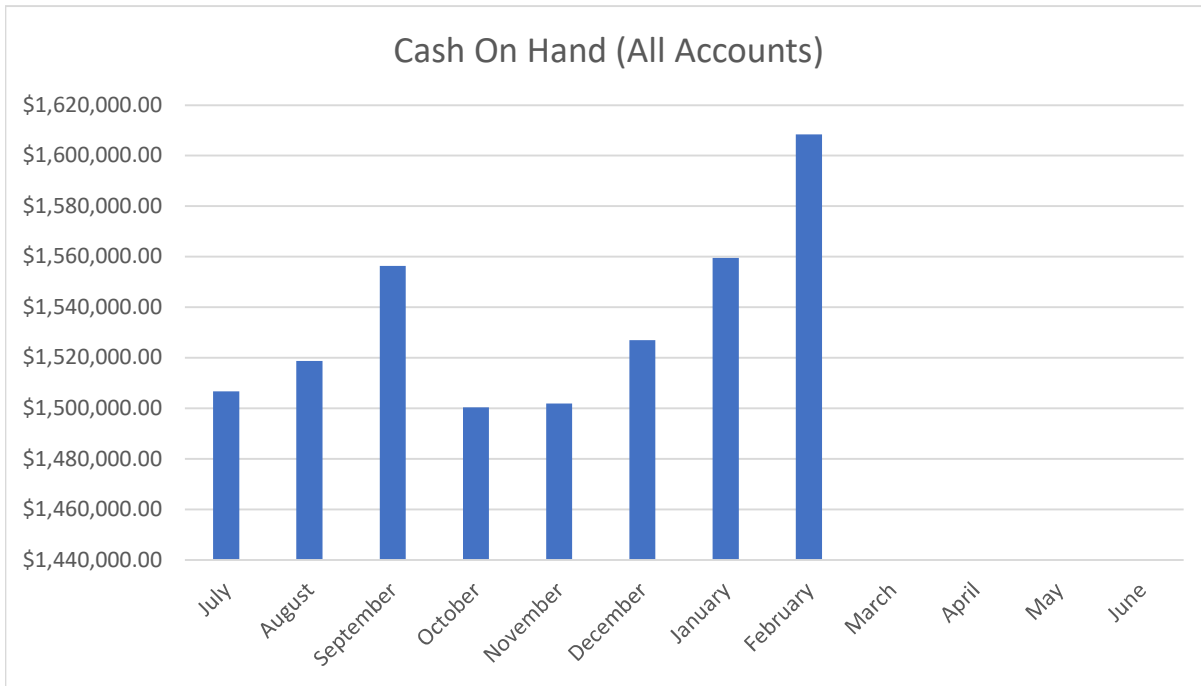
YTD Difference	\$25,188.87
-----------------------	--------------------

* Total income deposited in County Trust Fund



**Total Cash On Hand
 (All accounts)**

PERIOD	SMC Trust Fund	CitiBank Account	Schwab Account	CalPERS Prefunding Account	TOTAL
July	\$1,071,480.99	\$55,493.61	\$346,555.06	\$33,143.16	\$1,506,672.82
August	\$1,073,922.76	\$54,251.61	\$356,472.85	\$34,091.52	\$1,518,738.74
September	\$1,102,999.01	\$53,379.58	\$365,493.79	\$34,408.76	\$1,556,281.14
October	\$1,042,477.58	\$53,002.42	\$370,397.82	\$34,408.76	\$1,500,286.58
November	\$1,042,042.78	\$51,893.29	\$373,267.75	\$34,667.25	\$1,501,871.07
December	\$1,067,702.82	\$49,182.23	\$375,390.59	\$34,652.81	\$1,526,928.45
January	\$1,094,255.55	\$44,797.52	\$385,467.46	\$35,016.57	\$1,559,537.10
February	\$1,137,752.14	\$41,186.37	\$393,835.68	\$35,613.63	\$1,608,387.82
March					
April					
May					
June					



Payroll & Benefits	Blake, Larry	\$546.00
	Bracco, Caroline	\$8,912.00
	Brill, Margaret Ruth	\$2,794.52
	Chaves, Shawn	\$5,864.00
	Conventini, Antonella	\$6,406.40
	Cubing, Ino	\$90.64
	Jimenez, Vanessa	\$104.00
	Krehnke, Isabel	\$0.00
	LeMon, Viola	\$1,025.00
	Woods, Marcia	\$2,720.98
	Medicare & FICA	\$400.57
	Active Employee Benefits	\$4,878.68
	Retired Employee Benefits	\$1,397.11
Subtotal:		\$35,139.90
Total Monthly Expenses:		\$58,206.63

DETAILED MONTHLY INCOME			
Fund	Income Source	Comments	Amount
SMC Trust	Filing Fees		\$50,368.13
	Interest		\$0.00
	Credits/Refunds		\$0.00
	Other	EDD Tax Refund	\$50.00
	Subtotal:		\$50,418.13
CitiBank	Photocopier		\$123.00
	Computer Printing		\$156.00
	Conference Room Rental		\$0.00
	Deed Form Sales		\$40.00
	MCLE Tape Circulation		\$0.00
	24-hour Material Circulation		\$0.00
	Extra Computer Time		\$8.00
	Lost Book Replacement		\$0.00
	Vendor Credits/Refunds		\$0.00
	SVCF Deposits		\$0.00
	Grants		\$0.00
	Overdue Fines		\$10.00
	Transfers		\$0.00
	Square Transactions		\$0.00
	Other		\$0.00
Subtotal:		\$337.00	
Total Monthly Income:		\$50,755.13	

	A	B	C	D	E	F	G	H
1	Expense Category	March Expenses			YTD Expenses	Budgeted YTD	Fiscal Year Budget	
2		SMC Trust Acct.	CitiBank Acct.	Acct. Totals				
3	PAYROLL							
4	Full time	\$21,182.40	\$0.00	\$21,182.40	\$199,795.20	\$210,000.00	\$280,000.00	
5	Part time	\$7,281.14	\$0.00	\$7,281.14	\$57,023.53	\$78,750.00	\$105,000.00	
6	Subtotal :	\$28,463.54	\$0.00	\$28,463.54	\$256,818.73	\$288,750.00	\$385,000.00	
7	BENEFITS							
8	Active Employee Benefits	\$4,878.68	\$0.00	\$4,878.68	\$40,406.04	\$30,000.00	\$40,000.00	
9	CalPERS Pension Prefunding*	\$0.00	\$0.00	\$0.00	\$0.00	\$0.00	\$0.00	
10	CalPERS Retirement	\$0.00	\$0.00	\$0.00	\$30,025.16	\$24,750.00	\$33,000.00	
11	CalPERS UAL	\$0.00	\$0.00	\$0.00	\$70,512.00	\$50,250.00	\$67,000.00	
12	Medicare & FICA	\$400.57	\$0.00	\$400.57	\$5,206.83	\$9,750.00	\$13,000.00	
13	Prior OASDI	\$0.00	\$0.00	\$0.00	\$0.00	\$0.00	\$0.00	
14	Retired Employee Benefits	\$1,397.11	\$0.00	\$1,397.11	\$12,454.19	\$12,000.00	\$16,000.00	
15	Subtotal :	\$6,676.36	\$0.00	\$6,676.36	\$158,604.22	\$126,750.00	\$169,000.00	
16	LIBRARY RESOURCES							
17	Electronic Resources	\$1,135.08	\$0.00	\$1,135.08	\$85,040.01	\$97,500.00	\$130,000.00	
18	New Materials	\$0.00	\$0.00	\$0.00	\$0.00	\$750.00	\$1,000.00	
19	Print Resources	\$10,984.69	\$134.77	\$11,119.46	\$120,091.10	\$63,750.00	\$85,000.00	
20	Subtotal :	\$12,119.77	\$134.77	\$12,254.54	\$205,131.11	\$162,000.00	\$216,000.00	
21	OPERATIONAL EXPENSES							
22	Bookkeeping Support	\$0.00	\$1,655.50	\$1,655.50	\$8,297.50	\$11,250.00	\$15,000.00	
23	Building Maintenance	\$0.00	\$0.00	\$0.00	\$4,122.00	\$11,250.00	\$15,000.00	
24	Capital Improvements	\$0.00	\$0.00	\$0.00	\$0.00	\$0.00	\$0.00	
25	Catering	\$0.00	\$108.53	\$108.53	\$1,361.05	\$1,050.00	\$1,400.00	
26	Citibank Service Charges	\$0.00	\$28.62	\$28.62	\$306.24	\$270.00	\$360.00	
27	Copy Machines	\$208.68	\$0.00	\$208.68	\$1,672.28	\$2,250.00	\$3,000.00	
28	Dues	\$0.00	\$0.00	\$0.00	\$101.57	\$975.00	\$1,300.00	
29	Educational/Professional	\$0.00	\$0.00	\$0.00	\$376.68	\$1,500.00	\$2,000.00	
30	Insurance	\$0.00	\$0.00	\$0.00	\$7,346.00	\$6,375.00	\$8,500.00	
31	Miscellaneous	\$0.00	\$0.00	\$0.00	\$0.00	\$750.00	\$1,000.00	
32	Office Supplies	\$0.00	\$337.75	\$337.75	\$2,385.87	\$1,500.00	\$2,000.00	
33	Outside Services	\$7,218.01	\$0.00	\$7,218.01	\$10,758.38	\$833.33	\$10,000.00	
34	Promotional	\$0.00	\$0.00	\$0.00	\$0.00	\$750.00	\$1,000.00	
35	Support Software	\$0.00	\$176.70	\$176.70	\$5,605.66	\$2,250.00	\$3,000.00	
36	Tech Support	\$950.00	\$0.00	\$950.00	\$10,210.00	\$7,500.00	\$10,000.00	
37	Telecommunications	\$35.10	\$128.40	\$163.50	\$2,919.49	\$1,500.00	\$2,000.00	
38	Transfers	\$0.00	\$0.00	\$0.00	\$0.00	\$0.00	\$0.00	
39	Travel Expenses	\$0.00	\$0.00	\$0.00	\$0.00	\$1,500.00	\$2,000.00	
40	Use Tax	\$0.00	\$0.00	\$0.00	\$0.00	\$0.00	\$0.00	
41	Subtotal :	\$8,411.79	\$2,435.50	\$10,847.29	\$55,462.72	\$51,503.33	\$77,560.00	
42	TOTAL:	\$55,671.46	\$2,570.27	\$58,241.73	\$676,016.78	\$629,003.33	\$847,560.00	

Income Category	March Income	YTD Income
TRIAL BALANCE REPORTED INCOME (Deposited to County Trust Fund)		
Filing Fees	\$50,368.13	\$542,823.77
Interest	\$0.00	\$32,600.93
Credits/Refunds	\$0.00	\$3,227.02
Other	\$50.00	\$99,669.38
Subtotal:	\$50,418.13	\$678,321.10
LIBRARY GENERATED INCOME (Deposited to Library CitiBank Acct)		
Photocopier	\$123.00	\$1,164.75
Computer Printing	\$156.00	\$1,241.75
Conference Room Rental	\$0.00	\$0.00
Deed Form Sales	\$40.00	\$556.00
MCLE Tape Circulation	\$0.00	\$55.00
24-hour Material Circulation	\$0.00	\$90.00
Extra Computer Time	\$8.00	\$130.00
Lost Book Replacement	\$0.00	\$0.00
Vendor Credits/Refunds	\$0.00	\$0.00
SVCF Deposits	\$0.00	\$0.00
Grants	\$0.00	\$0.00
Overdue Fines	\$10.00	\$60.00
Transfers	\$0.00	\$0.00
Square Transactions	\$0.00	\$0.00
Other	\$0.00	\$0.00
Subtotal:	\$337.00	\$3,297.50
TOTAL:	\$50,755.13	\$681,618.60

CitiBank Monthly Transactions

Period 9
MARCH

San Mateo County Law Library
FY2025-2026

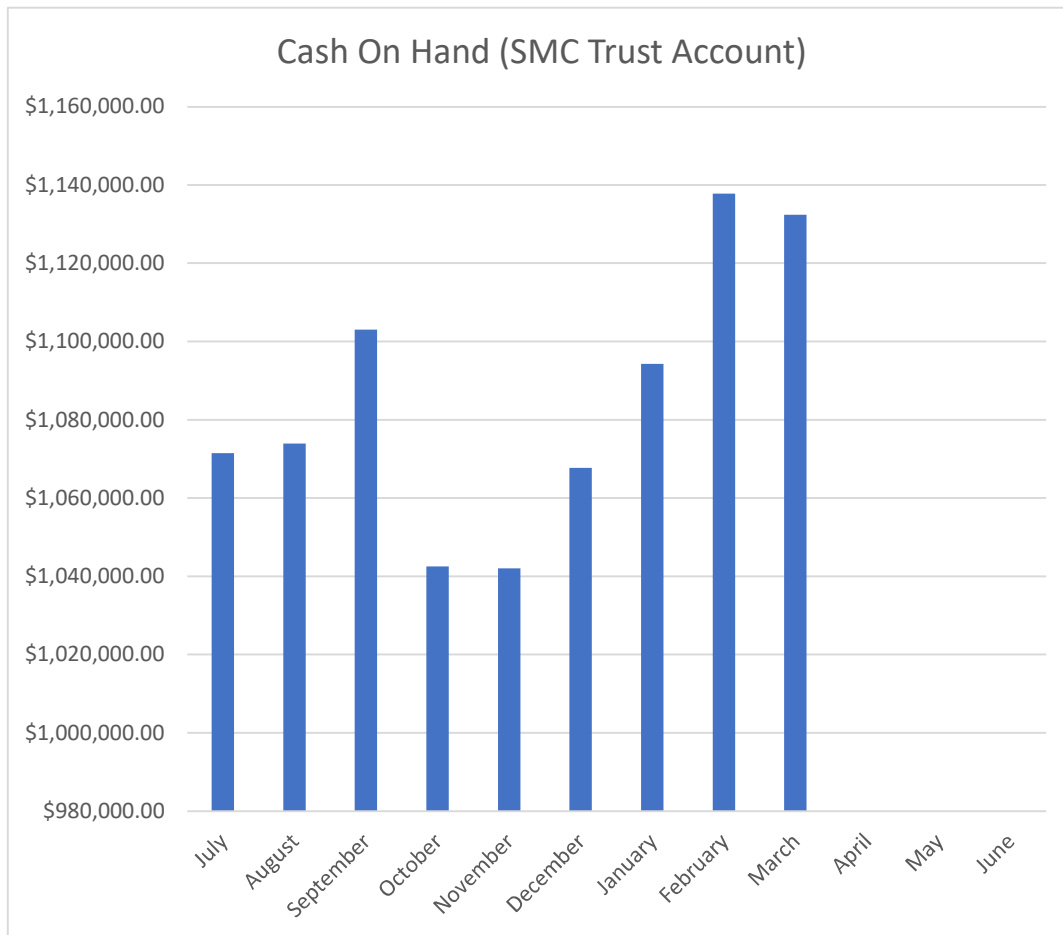
Transaction Date	Item	Debit	Credit	BALANCE
Beginning Balance 3/1/2026				\$41,186.37
Ending Balance 3/31/2026				\$39,312.55
MARCH				
3/2/2026	Square Inc		\$41.28	\$41,227.65
3/2/2026	San Jose Mercury News	\$59.60		\$41,168.05
3/6/2026	Square Inc		\$76.59	\$41,244.64
3/9/2026	Square Inc		\$27.55	\$41,272.19
3/9/2026	Paula Edmondson #460	\$591.25		\$40,680.94
3/10/2026	Square Inc		\$69.13	\$40,750.07
3/10/2026	Account Analysis	\$28.62		\$40,721.45
3/12/2026	Square Inc		\$12.61	\$40,734.06
3/12/2026	Wall Street Journal	\$15.57		\$40,718.49
3/13/2026	Square Inc		\$21.13	\$40,739.62
3/16/2026	Square Inc		\$32.16	\$40,771.78
3/16/2026	Paula Edmondson #463	\$505.25		\$40,266.53
3/17/2026	Square Inc		\$28.52	\$40,295.05
3/19/2026	Square Inc		\$3.50	\$40,298.55
3/20/2026	Square Inc		\$23.32	\$40,321.87
3/23/2026	AT&T	\$128.40		\$40,193.47
3/23/2026	Shutterstock	\$229.00		\$39,964.47
3/24/2026	Square Inc		\$17.38	\$39,981.85
3/25/2026	Square Inc		\$3.26	\$39,985.11
3/25/2026	Zoom.com	\$176.70		\$39,808.41
3/26/2026	San Jose Mercury News	\$59.60		\$39,748.81
3/30/2026	Deposit		\$337.00	\$40,085.81
3/30/2026	Demco Inc	\$108.75		\$39,977.06
3/30/2026	Paula Edmondson #464	\$559.00		\$39,418.06
3/31/2026	Square Inc		\$3.02	\$39,421.08
3/31/2026	The Sandwich Spot	\$108.53		\$39,312.55
				\$39,312.55
TOTALS:		\$2,570.27	\$696.45	
Ending Balance 3/31/2026				\$39,312.55
Monthly Difference:				-1,873.82

**CASH ON HAND
 (SMC Trust Account)**

PERIOD	TOTAL INCOME*	TOTAL EXPENSES	CASH ON HAND
July	\$79,903.25	\$120,985.53	\$1,071,480.99
August	\$56,869.64	\$54,427.87	\$1,073,922.76
September	\$64,431.80	\$35,355.55	\$1,102,999.01
October	\$68,030.43	\$128,551.86	\$1,042,477.58
November	\$51,095.16	\$51,529.96	\$1,042,042.78
December	\$132,317.74	\$106,657.70	\$1,067,702.82
January	\$60,143.10	\$33,590.37	\$1,094,255.55
February	\$115,112.09	\$71,615.50	\$1,137,752.14
March	\$50,418.13	\$55,813.44	\$1,132,356.83
April			
May			
June			
TOTALS	\$678,321.34	\$658,527.78	

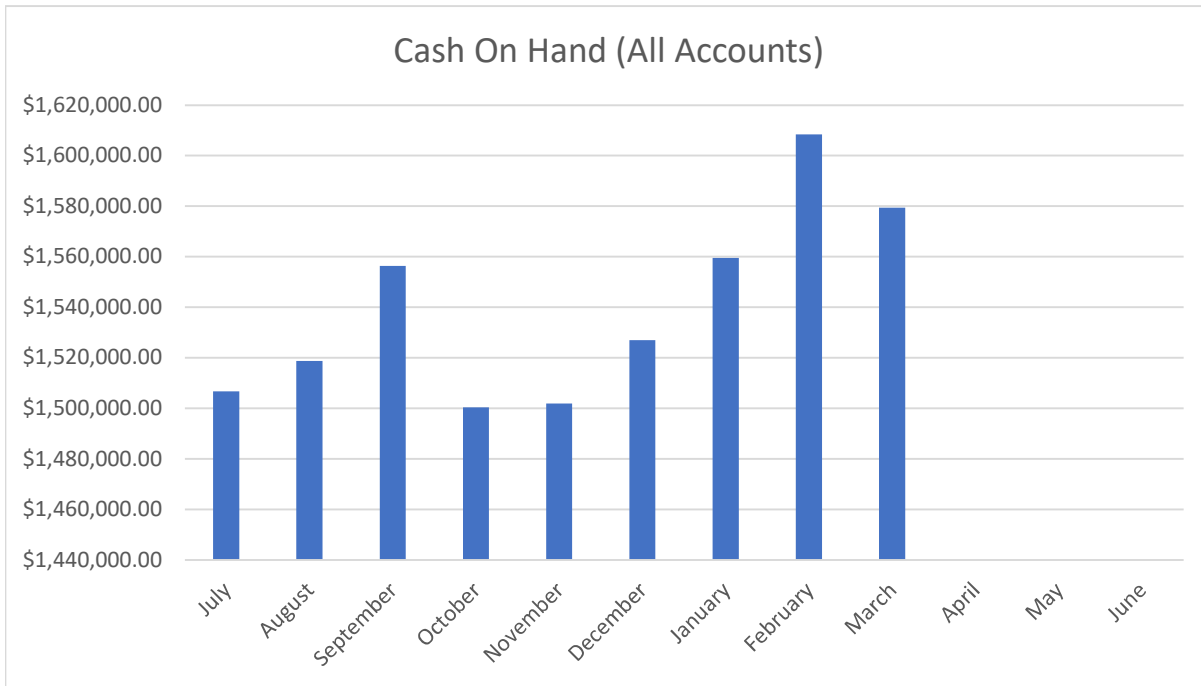
YTD Difference	\$19,793.56
-----------------------	--------------------

* Total income deposited in County Trust Fund



**Total Cash On Hand
 (All accounts)**

PERIOD	SMC Trust Fund	CitiBank Account	Schwab Account	CalPERS Prefunding Account	TOTAL
July	\$1,071,480.99	\$55,493.61	\$346,555.06	\$33,143.16	\$1,506,672.82
August	\$1,073,922.76	\$54,251.61	\$356,472.85	\$34,091.52	\$1,518,738.74
September	\$1,102,999.01	\$53,379.58	\$365,493.79	\$34,408.76	\$1,556,281.14
October	\$1,042,477.58	\$53,002.42	\$370,397.82	\$34,408.76	\$1,500,286.58
November	\$1,042,042.78	\$51,893.29	\$373,267.75	\$34,667.25	\$1,501,871.07
December	\$1,067,702.82	\$49,182.23	\$375,390.59	\$34,652.81	\$1,526,928.45
January	\$1,094,255.55	\$44,797.52	\$385,467.46	\$35,016.57	\$1,559,537.10
February	\$1,137,752.14	\$41,186.37	\$393,835.68	\$35,613.63	\$1,608,387.82
March	\$1,132,356.83	\$39,312.55	\$372,993.86	\$34,734.54	\$1,579,397.78
April					
May					
June					



Payroll & Benefits	Blake, Larry	\$390.00
	Bracco, Caroline	\$8,912.00
	Brill, Margaret Ruth	\$2,647.44
	Chaves, Shawn	\$5,864.00
	Conventini, Antonella	\$6,406.40
	Cubing, Ino	\$0.00
	Jimenez, Vanessa	\$104.00
	Krehnke, Isabel	\$200.00
	LeMon, Viola	\$862.50
	Woods, Marcia	\$2,647.44
	Medicare & FICA	\$597.26
	Active Employee Benefits	\$5,009.44
	Retired Employee Benefits	\$1,194.21
	Subtotal:	\$34,834.69
Total Monthly Expenses:		\$54,592.47

DETAILED MONTHLY INCOME			
Fund	Income Source	Comments	Amount
SMC Trust	Filing Fees		\$52,135.80
	Interest		\$10,964.67
	Credits/Refunds		\$0.00
	Other	F-941 Refund	\$200.00
	Subtotal:		
CitiBank	Photocopier		\$125.00
	Computer Printing		\$235.00
	Conference Room Rental		\$0.00
	Deed Form Sales		\$100.00
	MCLE Tape Circulation		\$0.00
	24-hour Material Circulation		\$0.00
	Extra Computer Time		\$10.00
	Lost Book Replacement		\$0.00
	Vendor Credits/Refunds		\$0.00
	SVCF Deposits		\$0.00
	Grants		\$0.00
	Overdue Fines		\$0.00
	Transfers		\$0.00
	Square Transactions		\$0.00
	Other		\$0.00
Subtotal:			\$470.00
Total Monthly Income:			\$63,770.47

	A	B	C	D	E	F	G	H
1	Expense Category	April Expenses			YTD Expenses	Budgeted YTD	Fiscal Year Budget	
2		SMC Trust Acct.	CitiBank Acct.	Acct. Totals				
3	PAYROLL							
4	Full time	\$21,182.40	\$0.00	\$21,182.40	\$220,977.60	\$233,333.33	\$280,000.00	
5	Part time	\$6,851.38	\$0.00	\$6,851.38	\$63,874.91	\$87,500.00	\$105,000.00	
6	Subtotal :	\$28,033.78	\$0.00	\$28,033.78	\$284,852.51	\$320,833.33	\$385,000.00	
7	BENEFITS							
8	Active Employee Benefits	\$5,009.44	\$0.00	\$5,009.44	\$45,415.48	\$33,333.33	\$40,000.00	
9	CalPERS Pension Prefunding*	\$0.00	\$0.00	\$0.00	\$0.00	\$0.00	\$0.00	
10	CalPERS Retirement	\$1,648.62	\$0.00	\$1,648.62	\$31,673.78	\$27,500.00	\$33,000.00	
11	CalPERS UAL	\$0.00	\$0.00	\$0.00	\$70,512.00	\$55,833.33	\$67,000.00	
12	Medicare & FICA	\$597.26	\$0.00	\$597.26	\$5,804.09	\$10,833.33	\$13,000.00	
13	Prior OASDI	\$0.00	\$0.00	\$0.00	\$0.00	\$0.00	\$0.00	
14	Retired Employee Benefits	\$1,397.11	\$0.00	\$1,397.11	\$13,851.30	\$13,333.33	\$16,000.00	
15	Subtotal :	\$8,652.43	\$0.00	\$8,652.43	\$167,256.65	\$140,833.33	\$169,000.00	
16	LIBRARY RESOURCES							
17	Electronic Resources	\$1,135.08	\$0.00	\$1,135.08	\$86,175.09	\$108,333.33	\$130,000.00	
18	New Materials	\$0.00	\$0.00	\$0.00	\$0.00	\$833.33	\$1,000.00	
19	Print Resources	\$10,984.87	\$94.25	\$11,079.12	\$131,170.22	\$70,833.33	\$85,000.00	
20	Subtotal :	\$12,119.95	\$94.25	\$12,214.20	\$217,345.31	\$180,000.00	\$216,000.00	
21	OPERATIONAL EXPENSES							
22	Bookkeeping Support	\$0.00	\$1,010.50	\$1,010.50	\$9,308.00	\$12,500.00	\$15,000.00	
23	Building Maintenance	\$840.00	\$177.50	\$1,017.50	\$5,139.50	\$12,500.00	\$15,000.00	
24	Capital Improvements	\$0.00	\$0.00	\$0.00	\$0.00	\$0.00	\$0.00	
25	Catering	\$0.00	\$0.00	\$0.00	\$1,361.05	\$1,166.67	\$1,400.00	
26	Citibank Service Charges	\$0.00	\$28.24	\$28.24	\$334.48	\$300.00	\$360.00	
27	Copy Machines	\$208.68	\$0.00	\$208.68	\$1,880.96	\$2,500.00	\$3,000.00	
28	Dues	\$0.00	\$0.00	\$0.00	\$101.57	\$1,083.33	\$1,300.00	
29	Educational/Professional	\$0.00	\$0.00	\$0.00	\$376.68	\$1,666.67	\$2,000.00	
30	Insurance	\$0.00	\$0.00	\$0.00	\$7,346.00	\$7,083.33	\$8,500.00	
31	Miscellaneous	\$0.00	\$0.00	\$0.00	\$0.00	\$833.33	\$1,000.00	
32	Office Supplies	\$64.93	\$88.53	\$153.46	\$2,539.33	\$1,666.67	\$2,000.00	
33	Outside Services	\$0.00	\$0.00	\$0.00	\$10,758.38	\$833.33	\$10,000.00	
34	Promotional	\$0.00	\$0.00	\$0.00	\$0.00	\$833.33	\$1,000.00	
35	Support Software	\$2,232.88	\$0.00	\$2,232.88	\$7,838.54	\$2,500.00	\$3,000.00	
36	Tech Support	\$912.00	\$0.00	\$912.00	\$11,122.00	\$8,333.33	\$10,000.00	
37	Telecommunications	\$41.57	\$331.70	\$373.27	\$3,292.76	\$1,666.67	\$2,000.00	
38	Transfers	\$0.00	\$0.00	\$0.00	\$0.00	\$0.00	\$0.00	
39	Travel Expenses	\$0.00	\$0.00	\$0.00	\$0.00	\$1,666.67	\$2,000.00	
40	Use Tax	\$0.00	\$0.00	\$0.00	\$0.00	\$0.00	\$0.00	
41	Subtotal :	\$4,300.06	\$1,636.47	\$5,936.53	\$61,399.25	\$57,133.33	\$77,560.00	
42	TOTAL:	\$53,106.22	\$1,730.72	\$54,836.94	\$730,853.72	\$698,800.00	\$847,560.00	

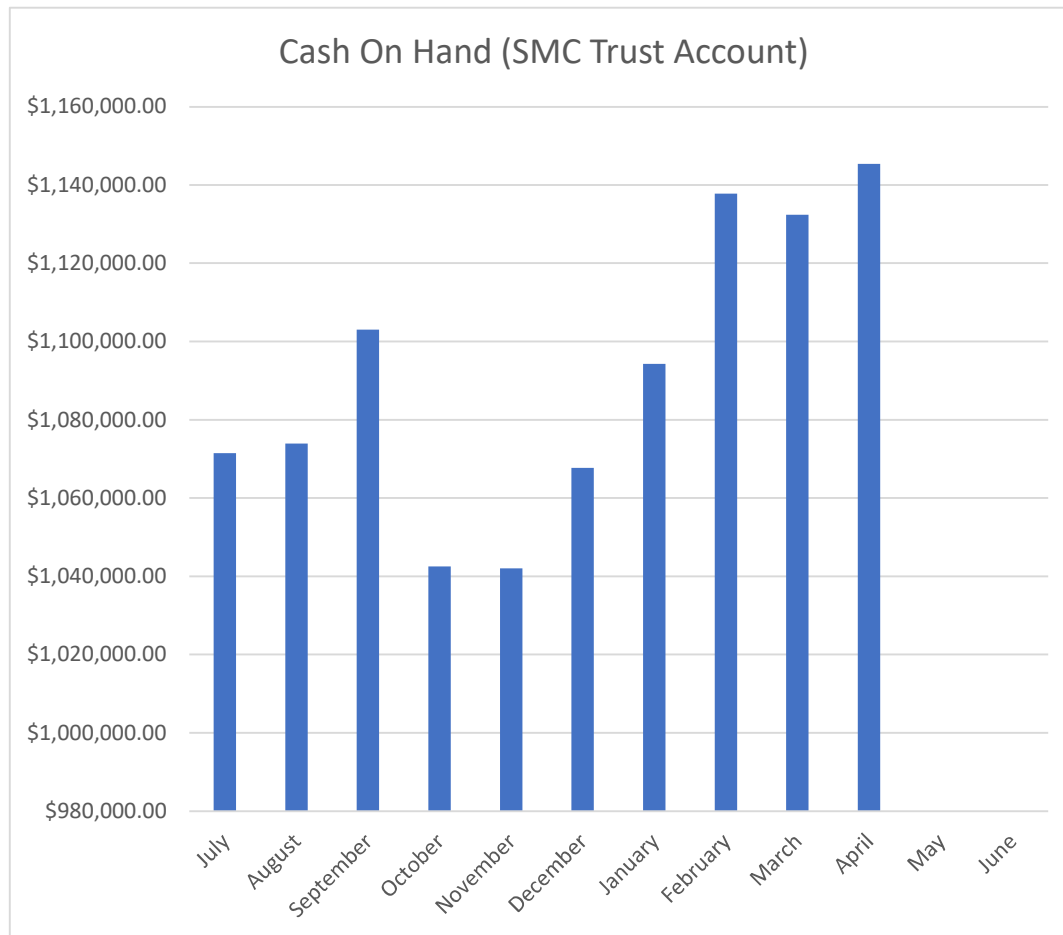
Income Category	April Income	YTD Income
TRIAL BALANCE REPORTED INCOME (Deposited to County Trust Fund)		
Filing Fees	\$52,135.80	\$594,959.57
Interest	\$10,964.67	\$43,565.60
Credits/Refunds	\$200.00	\$3,427.02
Other	\$0.00	\$99,669.38
Subtotal:	\$63,300.47	\$741,621.57
LIBRARY GENERATED INCOME (Deposited to Library CitiBank Acct)		
Photocopier	\$125.00	\$1,289.75
Computer Printing	\$235.00	\$1,476.75
Conference Room Rental	\$0.00	\$0.00
Deed Form Sales	\$100.00	\$656.00
MCLE Tape Circulation	\$0.00	\$55.00
24-hour Material Circulation	\$0.00	\$90.00
Extra Computer Time	\$10.00	\$140.00
Lost Book Replacement	\$0.00	\$0.00
Vendor Credits/Refunds	\$0.00	\$0.00
SVCF Deposits	\$0.00	\$0.00
Grants	\$0.00	\$0.00
Overdue Fines	\$0.00	\$60.00
Transfers	\$0.00	\$0.00
Square Transactions	\$0.00	\$0.00
Other	\$0.00	\$0.00
Subtotal:	\$470.00	\$3,767.50
TOTAL:	\$63,770.47	\$745,389.07

**CASH ON HAND
 (SMC Trust Account)**

PERIOD	TOTAL INCOME*	TOTAL EXPENSES	CASH ON HAND
July	\$79,903.25	\$120,985.53	\$1,071,480.99
August	\$56,869.64	\$54,427.87	\$1,073,922.76
September	\$64,431.80	\$35,355.55	\$1,102,999.01
October	\$68,030.43	\$128,551.86	\$1,042,477.58
November	\$51,095.16	\$51,529.96	\$1,042,042.78
December	\$132,317.74	\$106,657.70	\$1,067,702.82
January	\$60,143.10	\$33,590.37	\$1,094,255.55
February	\$115,112.09	\$71,615.50	\$1,137,752.14
March	\$50,418.13	\$55,813.44	\$1,132,356.83
April	\$63,300.47	\$50,303.17	\$1,145,354.13
May			
June			
TOTALS	\$741,621.81	\$708,830.95	

YTD Difference	\$32,790.86
-----------------------	--------------------

* Total income deposited in County Trust Fund



**Total Cash On Hand
 (All accounts)**

PERIOD	SMC Trust Fund	CitiBank Account	Schwab Account	CalPERS Prefunding Account	TOTAL
July	\$1,071,480.99	\$55,493.61	\$346,555.06	\$33,143.16	\$1,506,672.82
August	\$1,073,922.76	\$54,251.61	\$356,472.85	\$34,091.52	\$1,518,738.74
September	\$1,102,999.01	\$53,379.58	\$365,493.79	\$34,408.76	\$1,556,281.14
October	\$1,042,477.58	\$53,002.42	\$370,397.82	\$34,408.76	\$1,500,286.58
November	\$1,042,042.78	\$51,893.29	\$373,267.75	\$34,667.25	\$1,501,871.07
December	\$1,067,702.82	\$49,182.23	\$375,390.59	\$34,652.81	\$1,526,928.45
January	\$1,094,255.55	\$44,797.52	\$385,467.46	\$35,016.57	\$1,559,537.10
February	\$1,137,752.14	\$41,186.37	\$393,835.68	\$35,613.63	\$1,608,387.82
March	\$1,132,356.83	\$39,312.55	\$372,993.86	\$34,734.54	\$1,579,397.78
April	\$1,145,354.13	\$38,365.00	\$396,793.98	\$35,608.50	\$1,616,121.61
May					\$0.00
June					\$0.00

