

SAN MATEO COUNTY LAW LIBRARY
710 Hamilton Street
Redwood City, CA 94063
650-363-4913
www.smclawlibrary.org

November 16, 2023

BOARD OF LAW LIBRARY TRUSTEES MEETING

LOCATION: Criminal Justice Training Room
Hall of Justice, 400 County Center
Zoom Meeting ID 233 094 3330

Remote attendance by Trustee Brown at 2000 Broadway Street
Redwood City, CA 94063

Materials related to an item on this Agenda are available for public inspection at the Law Library during normal business hours.

Meetings are accessible to people with disabilities. Individuals who need special assistance or a disability-related modification or accommodation to participate in this meeting, or who have a disability and wish to request an alternative format for the agenda, meeting notice, agenda packet or other writings that may be distributed at the meeting, should contact the Law Library at least three (3) days prior to the meeting. Notification in advance of the meeting will enable the Law Library to make reasonable arrangements to ensure accessibility to this meeting and materials related to it.

Members of the public may be heard on any item on the agenda. Persons addressing the Board will be limited to two minutes unless the President of the Board grants a longer period of time. The Board will only allow comments by members of the public on an item on the agenda during discussion of the item.

THURSDAY, November 16 2023, 12:15 P.M.

AGENDA

1. CLOSED SESSION
2. REGULAR SESSION
 - a. Report on closed session
 - b. Approval of Corrected Minutes of the Thursday, July 27 and minutes of September 18 meetings
 - c. Acceptance of Report of Expenses for Period 12 (June) FY22-23 and Period 1 (July) Period 2 (August) and Period 3 (September) FY23-24
 - d. Discussion/Informational Updates and Policy Decisions:
 - Recognition of Judge Foiles and new appointment
 - Library relocation update
 - New year meeting dates
 - Other matters of interest

- e. Report of the San Mateo County Bar Association
 - f. Public open comment.
3. ADJOURNMENT

2024 MEETING SCHEDULE
NEXT MEETING JANUARY 25, 2024

Mark Your Calendar!

2024 San Mateo County Law Library Board of Trustees Meeting Schedule:

- January 25, 2024
- March 28, 2024
- May 23, 2024
- July 25, 2024
- September 26, 2024
- November?
- December?

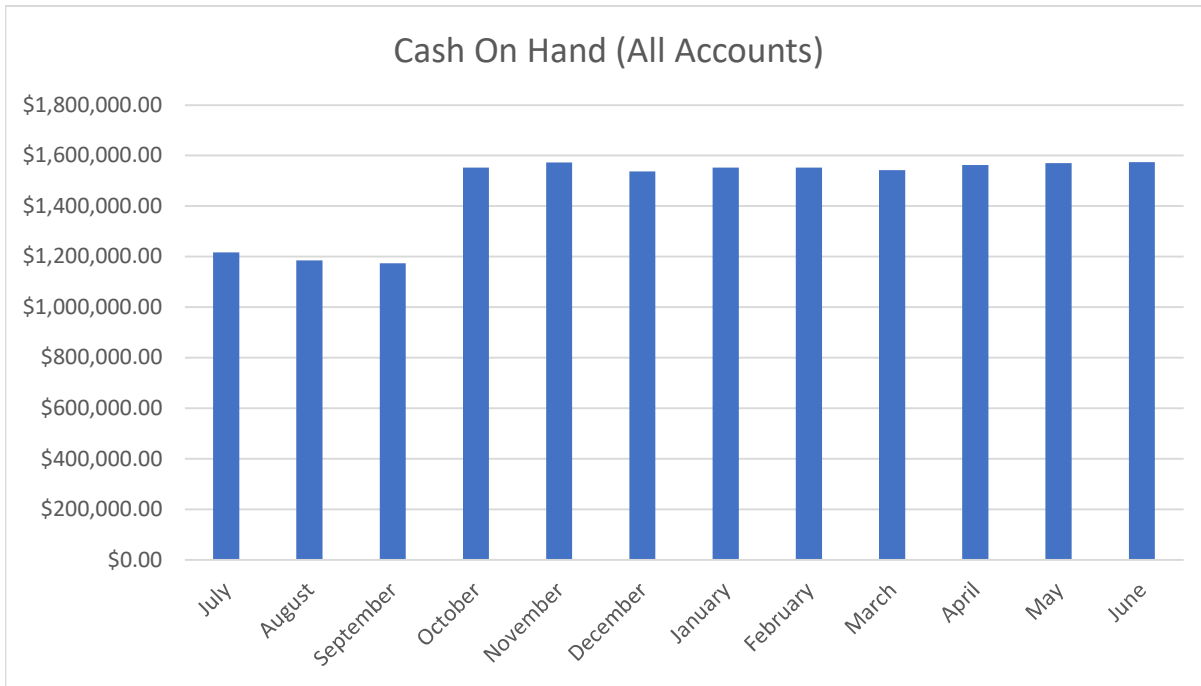
DETAILED MONTHLY EXPENSES				
	ID	Payee	Comments	Amount
Operations	14144	CalPERS	Classic contributions	\$666.15
	14145	CalPERS	Classic contributions	\$666.15
	14146	CalPERS	Classic contributions	\$428.13
	14147	CalPERS	PEPRA contributions	\$428.13
	14148	Office Depot	Office supplies	\$89.10
	14149	Office Depot	Office supplies	\$62.94
	14150	Daily Journal Corporation	No Calif Judicial Profiles 12months	\$283.50
	14151	Daily Journal Corporation	No Calif Court Rules 12months	\$326.00
	14152	Cubing, Ino	IT Support	\$637.50
	14153	West Group,Thomson Reuters	Library Plan Charges - Online	\$1,107.60
	14154	West Group,Thomson Reuters	Library Plan Charges - June	\$3,086.24
	14155	West Group,Thomson Reuters	Library Plan Charges - May	\$3,086.24
	14156	UC Regents (CEB)		\$245.20
	14157	UC Regents (CEB)		\$346.92
	14158	UC Regents (CEB)		\$356.76
	14159	UC Regents (CEB)		\$350.20
	14160	UC Regents (CEB)		\$468.33
	14161	UC Regents (CEB)		\$346.92
	14162	UC Regents (CEB)		\$451.92
	14163	UC Regents (CEB)		\$287.86
	14164	LexisNexis-Matthew Bender	Licenses,#36600520,36876119,3243255J	\$3,477.08
	14165	LexisNexis-Matthew Bender	Licenses,#36600520,36876119,3243255J	\$488.27
	14166	Daily Journal Corporation	SF Daily Journal 12 months	\$974.60
	14167	Cubing, Ino	June tech	\$825.00
	14168	Cubing, Ino	Bluehost domain renewal exp 8-2024	\$181.87
	14169	Office Depot	Office supplies	\$54.26
	14170	Office Depot	Office supplies	\$47.24
	14171	UC Regents (CEB)		\$386.29
	14172	UC Regents (CEB)		\$245.20
	14173	UC Regents (CEB)		\$346.92
14174	UC Regents (CEB)		\$366.61	
14175	UC Regents (CEB)		\$255.04	
14176	Xerox	VCL00000X000	\$208.68	
Subtotal:				\$21,578.85
Payroll & Benefits		Blake, Larry		\$1,225.00
		Bracco, Caroline		\$11,539.20
		Brill, Margaret Ruth		\$2,450.00
		Conventini, Antonella		\$8,076.00
		Cubing, Ino		\$0.00
		Cubing, Isabelle		\$352.00
		Jimenez, Vanessa		\$253.00
		Woods, Marcia		\$2,675.00
		Medicare & FICA		788.47
		Active Employee Benefits		1453.98
		Retired Employee Benefits		989.05

	Subtotal:	\$29,801.70
Total Monthly Expenses:		\$51,380.55

DETAILED MONTHLY INCOME			
Fund	Income Source	Comments	Amount
SMC Trust	Filing Fees		\$43,767.72
	Interest		\$9,614.89
	Credits/Refunds		\$504.75
	Other		
Subtotal:			\$53,887.36
CitiBank	Photocopier		\$139.00
	Computer Printing		\$145.00
	Conference Room Rental		\$0.00
	Deed Form Sales		\$25.00
	MCLE Tape Circulation		\$0.00
	24-hour Material Circulation		\$20.00
	Extra Computer Time		\$0.00
	Lost Book Replacement		\$0.00
	Vendor Credits/Refunds		\$0.00
	SVCF Deposits		\$0.00
	Grants		\$0.00
	Overdue Fines		\$0.00
	Transfers		\$0.00
	Square Transactions		\$0.00
Other		\$0.00	
Subtotal:			\$329.00
Total Monthly Income:			\$54,216.36

**Cash On Hand
 (All accounts)**

PERIOD	SMC Trust Fund	CitiBank Account	Schwab Account	CalPERS Prefunding Account	TOTAL
July	\$901,122.90	\$14,674.69	\$271,583.96	\$28,440.30	\$1,215,821.85
August	\$880,384.94	\$13,722.24	\$262,647.18	\$28,440.30	\$1,185,194.66
September	\$887,000.91	\$13,373.01	\$244,435.50	\$28,440.30	\$1,173,249.72
October	\$1,241,523.69	\$12,415.15	\$269,471.27	\$28,440.30	\$1,551,850.41
November	\$1,261,267.98	\$13,699.13	\$268,705.74	\$28,440.30	\$1,572,113.15
December	\$1,225,719.89	\$11,665.15	\$271,007.87	\$27,995.13	\$1,536,388.04
January	\$1,239,578.35	\$11,467.66	\$273,993.33	\$27,493.79	\$1,552,533.13
February	\$1,253,498.51	\$5,140.22	\$266,311.01	\$27,493.79	\$1,552,443.53
March	\$1,237,825.82	\$4,212.69	\$272,004.61	\$28,041.35	\$1,542,084.47
April	\$1,238,445.90	\$22,774.50	\$273,142.08	\$28,041.35	\$1,562,403.83
May	\$1,242,910.16	\$21,885.67	\$277,108.48	\$28,141.22	\$1,570,045.53
June	\$1,245,268.62	\$16,982.91	\$283,115.77	\$28,141.22	\$1,573,508.52

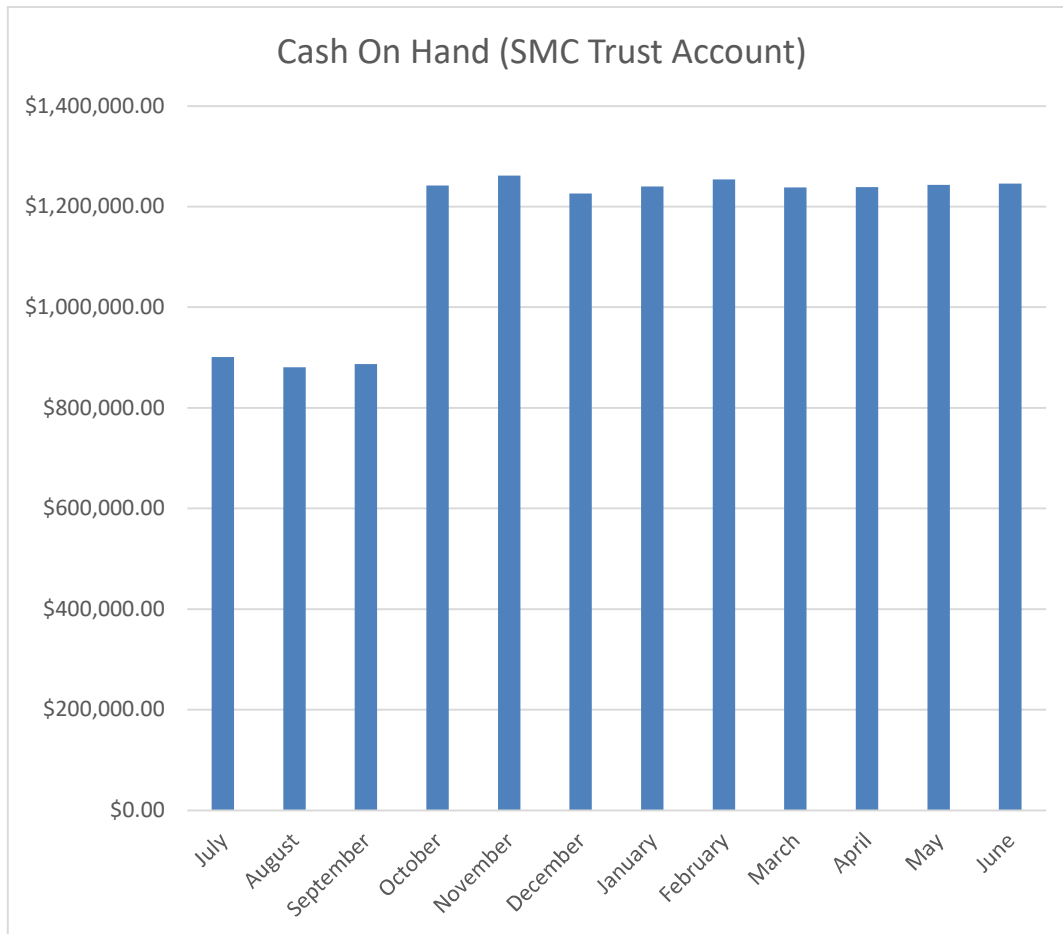


**CASH ON HAND
 (SMC Trust Account)**

PERIOD	TOTAL INCOME*	TOTAL EXPENSES	CASH ON HAND
July	\$37,819.96	\$86,996.50	\$901,122.90
August	\$44,272.88	\$65,010.84	\$880,384.94
September	\$40,044.94	\$33,428.97	\$887,000.91
October	\$391,086.43	\$36,563.65	\$1,241,523.69
November	\$40,507.18	\$20,762.89	\$1,261,267.98
December	\$44,224.19	\$79,772.28	\$1,225,719.89
January	\$48,723.89	\$34,865.43	\$1,239,578.35
February	\$41,652.02	\$27,731.86	\$1,253,498.51
March	\$40,360.88	\$56,033.57	\$1,237,825.82
April	\$46,553.31	\$45,933.23	\$1,238,445.90
May	\$45,396.27	\$40,932.01	\$1,242,910.16
June	\$53,887.36	\$51,528.90	\$1,245,268.62
TOTALS	\$874,529.31	\$579,560.13	

YTD Difference	\$294,969.18
-----------------------	---------------------

* Total income deposited in County Trust Fund



Transaction Date	Item	Debit	Credit	BALANCE
			Beginning Balance 6/1/2023	\$21,885.67
			Ending Balance 6/30/2023:	\$16,981.91
MAY				
6/1/2023	Calif Department of Justice #450	\$25.00		\$21,860.67
6/5/2023	Canva	\$12.99		\$21,847.68
6/5/2023	No California	\$40.00		\$21,807.68
6/5/2023	Paula Edmondson #405	\$411.00		\$21,396.68
6/7/2023	Joe Kirley - April #445	\$25.00		\$21,371.68
6/8/2023	NOCALL Membership #406	\$40.00		\$21,331.68
6/8/2023	Account Analysis	\$28.39		\$21,303.29
6/9/2023	Square Inc		\$13.54	\$21,316.83
6/9/2023	Joe Kirley April-July #376	\$107.50		\$21,209.33
6/13/2023	Square Inc		\$6.72	\$21,216.05
6/16/2023	San Jose Mercury News	\$23.02		\$21,193.03
6/20/2023	Square Inc		\$4.77	\$21,197.80
6/20/2023	Paula Edmondson #407	\$385.00		\$20,812.80
6/21/2023	AT&T	\$96.30		\$20,716.50
6/26/2023	Square Inc		\$48.60	\$20,765.10
6/26/2023	Paula Edmondson #409	\$402.50		\$20,362.60
6/27/2023	Preply Inc	\$21.00		\$20,341.60
6/27/2023	Amazon	\$71.41		\$20,270.19
6/27/2023	Sergio Anaya #408	\$130.00		\$20,140.19
6/29/2023	WSJ/Barrons Subscription	\$15.57		\$20,124.62
6/29/2023	Hartford Insurance	\$1,005.00		\$19,119.62
6/29/2023	San Mateo Daily Journal	\$2,507.52		\$16,612.10
6/30/2023	Square Inc		\$40.81	\$16,652.91
6/30/2023	Deposit		\$329.00	\$16,981.91
TOTALS:		\$5,347.20	\$443.44	
				Ending Balance 6/30/23:
				\$16,981.91
				Monthly Difference:
				-4,903.76

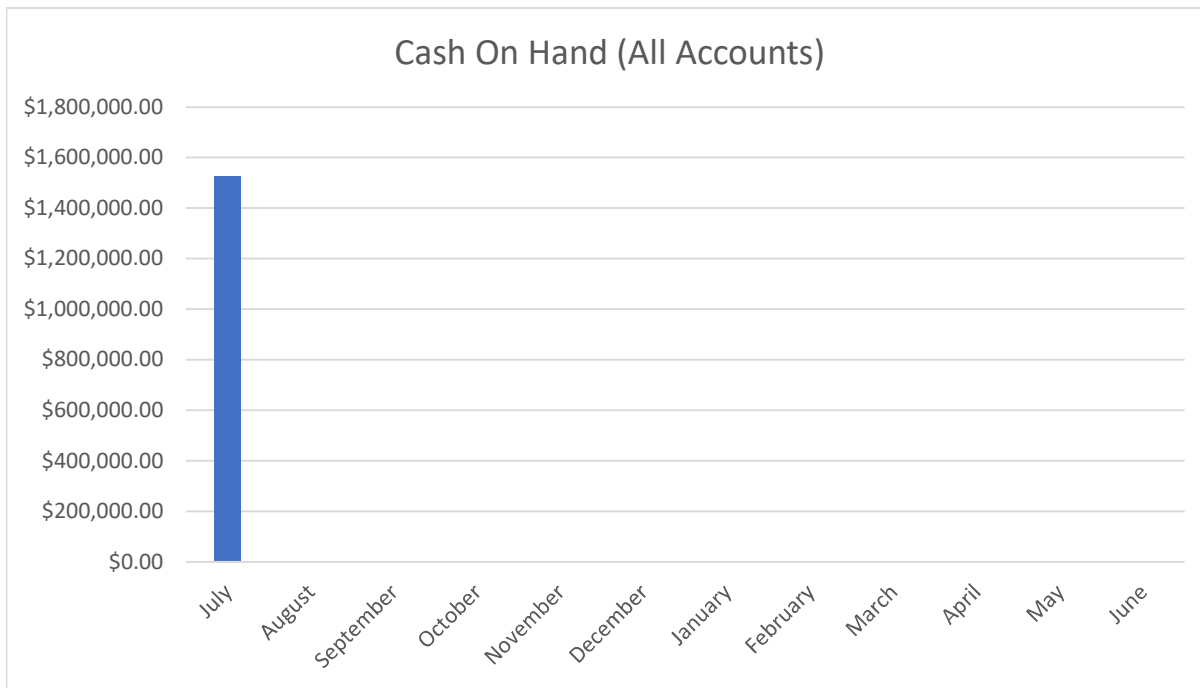
Income Category	June Income	YTD Income
TRIAL BALANCE REPORTED INCOME (Deposited to County Trust Fund)		
Filing Fees	\$43,767.72	\$502,584.77
Interest	\$9,614.89	\$25,123.71
Credits/Refunds	\$504.75	\$348,111.97
Other	\$0.00	\$0.00
Subtotal:	\$53,887.36	\$875,820.45
LIBRARY GENERATED INCOME (Deposited to Library CitiBank Acct)		
Photocopier	\$139.00	\$1,452.75
Computer Printing	\$145.00	\$879.25
Conference Room Rental	\$0.00	\$502.50
Deed Form Sales	\$25.00	\$595.00
MCLE Tape Circulation	\$0.00	\$70.00
24-hour Material Circulation	\$20.00	\$230.00
Extra Computer Time	\$0.00	\$0.00
Lost Book Replacement	\$0.00	\$0.00
Vendor Credits/Refunds	\$0.00	\$2,997.92
SVCF Deposits	\$0.00	\$0.00
Grants	\$0.00	\$16,958.00
Overdue Fines	\$0.00	\$20.00
Transfers	\$0.00	\$20,000.00
Square Transactions	\$0.00	\$41.68
Other	\$0.00	\$0.00
Subtotal:	\$329.00	\$43,747.10
TOTAL:	\$54,216.36	\$919,567.55

Expense Category	June Expenses			YTD Expenses	Budgeted YTD	Fiscal Year Budget
	SMC Trust Acct.	CitiBank Acct.	Acct. Totals			
PAYROLL						
Full time	\$19,615.20	\$0.00	\$19,615.20	\$181,861.60	\$149,333.33	\$179,200.00
Part time	\$6,955.00	\$0.00	\$6,955.00	\$66,307.12	\$79,416.67	\$95,300.00
Subtotal :	\$26,570.20	\$0.00	\$26,570.20	\$248,168.72	\$228,750.00	\$274,500.00
BENEFITS				\$0.00		
CalPERS Retirement	\$2,188.56	\$0.00	\$2,188.56	\$28,057.25	\$23,833.33	\$28,600.00
CalPERS UAL	\$0.00	\$0.00	\$0.00	\$51,883.00	\$44,583.33	\$53,500.00
CalPERS Pension Prefunding*	\$0.00	\$0.00	\$0.00	\$0.00	\$0.00	\$0.00
Medicare & FICA	\$788.47	\$0.00	\$788.47	\$7,405.18	\$8,333.33	\$10,000.00
Prior OASDI	\$0.00	\$0.00	\$0.00	\$0.00	\$0.00	\$0.00
Active Employee Benefits	\$1,453.98	\$0.00	\$1,453.98	\$14,118.48	\$9,166.67	\$11,000.00
Retired Employee Benefits	\$989.05	\$0.00	\$989.05	\$15,106.34	\$15,000.00	\$18,000.00
Subtotal :	\$5,420.06	\$0.00	\$5,420.06	\$116,570.25	\$100,916.67	\$121,100.00
LIBRARY RESOURCES				\$0.00		
New Materials	\$0.00	\$0.00	\$0.00	\$0.00	\$0.00	\$0.00
Print Resources	\$16,176.10	\$2,546.11	\$18,722.21	\$123,070.96	\$90,416.67	\$108,500.00
Electronic Resources	\$1,107.60	\$0.00	\$1,107.60	\$59,765.29	\$41,666.67	\$50,000.00
Subtotal :	\$17,283.70	\$2,546.11	\$19,829.81	\$182,836.25	\$132,083.33	\$158,500.00
OPERATIONAL EXPENSES				\$0.00		
Insurance	\$0.00	\$1,005.00	\$1,005.00	\$8,604.00	\$6,666.67	\$8,000.00
Copy Machines	\$0.00	\$0.00	\$0.00	\$2,086.80	\$2,083.33	\$2,500.00
Capital Improvements	\$0.00	\$0.00	\$0.00	\$0.00	\$0.00	\$0.00
Office Supplies	\$253.54	\$96.41	\$349.95	\$4,111.36	\$1,250.00	\$1,500.00
Use Tax	\$0.00	\$0.00	\$0.00	\$0.00	\$0.00	\$0.00
Catering	\$0.00	\$0.00	\$0.00	\$1,246.61	\$666.67	\$800.00
Tech Support	\$1,462.50	\$0.00	\$1,462.50	\$8,810.88	\$8,000.00	\$9,600.00
Support Software	\$181.87	\$12.99	\$194.86	\$2,688.06	\$4,000.00	\$4,800.00
Building Maintenance	\$0.00	\$132.50	\$132.50	\$3,906.65	\$5,083.33	\$6,100.00
Services	\$0.00	\$1,328.50	\$1,328.50	\$28,021.70	\$18,750.00	\$22,500.00
Educational/Professional	\$0.00	\$21.00	\$21.00	\$18,365.00	\$166.67	\$200.00
Dues	\$0.00	\$80.00	\$80.00	\$1,302.00	\$1,083.33	\$1,300.00
Telecommunications	\$62.85	\$96.30	\$159.15	\$1,266.27	\$1,333.33	\$1,600.00
Travel Expenses	\$0.00	\$0.00	\$0.00	\$1,638.49	\$1,000.00	\$1,200.00
Promotional	\$0.00	\$0.00	\$0.00	\$0.00	\$0.00	\$0.00
Transfers	\$0.00	\$0.00	\$0.00	\$10,965.00	\$0.00	\$0.00
Citibank Service Charges	\$0.00	\$28.39	\$28.39	\$329.37	\$283.33	\$340.00
Miscellaneous	\$0.00	\$0.00	\$0.00	\$352.34	\$1,500.00	\$1,800.00
Subtotal :	\$1,960.76	\$2,801.09	\$4,761.85	\$93,694.53	\$51,866.67	\$62,240.00
TOTAL:	\$51,234.72	\$5,347.20	\$56,581.92	\$641,269.75	\$513,616.67	\$616,340.00

DETAILED MONTHLY EXPENSES				
	ID	Payee	Comments	Amount
Operations	14177	CalPERS	Classic contributions	\$666.15
	14178	CalPERS	Classic contributions	\$724.61
	14179	CalPERS	PEPRA contributions	\$464.56
	14180	CalPERS	PEPRA contributions	\$428.13
	14181	CalPERS	Unfunded Accrued Liability - Paid Full -Year23-24	\$49,813.00
	14182	West Group,Thomson Reuters	Library Plan Charges - Online	\$1,107.60
	14183	West Group,Thomson Reuters	Library Plan Charges - July	\$3,086.24
	14184	UC Regents (CEB)		\$533.29
	14185	UC Regents (CEB)		\$330.51
	14186	Xerox	Contract VCL00000X000 - June	\$208.68
	Subtotal:			
Payroll & Benefits		Blake, Larry		\$475.00
		Bracco, Caroline		\$8,652.80
		Brill, Margaret Ruth		\$2,800.00
		Conventini, Antonella		\$5,547.20
		Cubing, Ino		\$88.00
		Cubing, Isabelle		\$176.00
		Jimenez, Vanessa		\$350.00
		Woods, Marcia		\$2,800.00
		Medicare & FICA		711.42
		Active Employee Benefits		1452.22
		Retired Employee Benefits		989.05
Subtotal:				\$24,041.69
Total Monthly Expenses:				\$81,404.46

**Cash On Hand
 (All accounts)**

PERIOD	SMC Trust Fund	CitiBank Account	Schwab Account	CalPERS Prefunding Account	TOTAL
July	\$1,207,602.49	\$12,090.01	\$277,975.56	\$27,798.51	\$1,525,466.57
August	\$0.00	\$0.00	\$0.00	\$0.00	\$0.00
September	\$0.00	\$0.00	\$0.00	\$0.00	\$0.00
October	\$0.00	\$0.00	\$0.00	\$0.00	\$0.00
November	\$0.00	\$0.00	\$0.00	\$0.00	\$0.00
December	\$0.00	\$0.00	\$0.00	\$0.00	\$0.00
January	\$0.00	\$0.00	\$0.00	\$0.00	\$0.00
February	\$0.00	\$0.00	\$0.00	\$0.00	\$0.00
March	\$0.00	\$0.00	\$0.00	\$0.00	\$0.00
April	\$0.00	\$0.00	\$0.00	\$0.00	\$0.00
May	\$0.00	\$0.00	\$0.00	\$0.00	\$0.00
June	\$0.00	\$0.00	\$0.00	\$0.00	\$0.00

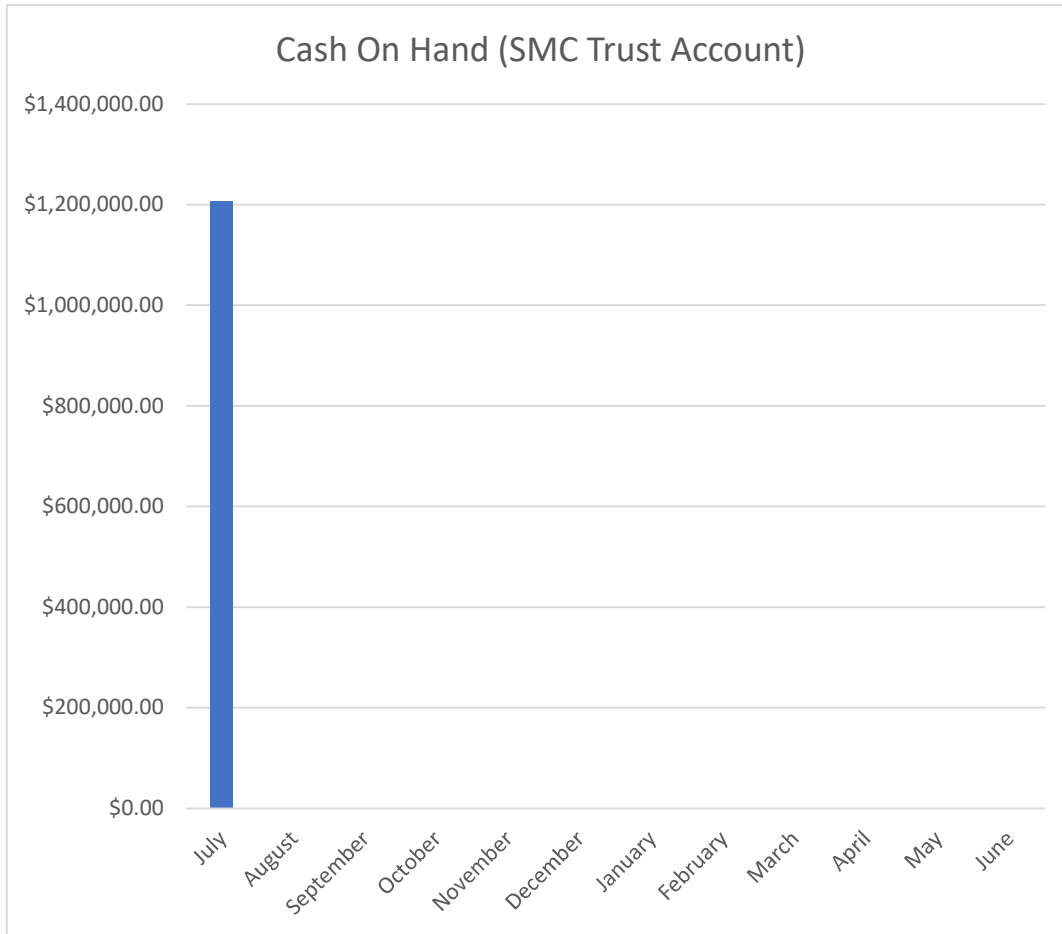


**CASH ON HAND
 (SMC Trust Account)**

PERIOD	TOTAL INCOME*	TOTAL EXPENSES	CASH ON HAND
July	\$43,738.33	\$81,404.46	\$1,207,602.49
August	\$0.00	\$0.00	\$0.00
September	\$0.00	\$0.00	\$0.00
October	\$0.00	\$0.00	\$0.00
November	\$0.00	\$0.00	\$0.00
December	\$0.00	\$0.00	\$0.00
January	\$0.00	\$0.00	\$0.00
February	\$0.00	\$0.00	\$0.00
March	\$0.00	\$0.00	\$0.00
April	\$0.00	\$0.00	\$0.00
May	\$0.00	\$0.00	\$0.00
June	\$0.00	\$0.00	\$0.00
TOTALS	\$43,738.33	\$81,404.46	

YTD Difference	-\$37,666.13
-----------------------	---------------------

* Total income deposited in County Trust Fund



Income Category	July Income	YTD Income		
TRIAL BALANCE REPORTED INCOME (Deposited to County Trust Fund)				
Filing Fees	\$43,391.63	\$43,391.63		
Interest	\$0.00	\$0.00		
Credits/Refunds	\$346.70	\$346.70		
Other	\$0.00	\$0.00		
Subtotal:	\$43,738.33	\$43,738.33		
LIBRARY GENERATED INCOME (Deposited to Library CitiBank Acct)				
Photocopier	\$93.00	\$93.00		
Computer Printing	\$70.00	\$70.00		
Conference Room Rental	\$0.00	\$0.00		
Deed Form Sales	\$30.00	\$30.00		
MCLE Tape Circulation	\$0.00	\$0.00		
24-hour Material Circulation	\$20.00	\$20.00		
Extra Computer Time	\$0.00	\$0.00		
Lost Book Replacement	\$0.00	\$0.00		
Vendor Credits/Refunds	\$0.00	\$0.00		
SVCF Deposits	\$0.00	\$0.00		
Grants	\$0.00	\$0.00		
Overdue Fines	\$0.00	\$0.00		
Transfers	\$0.00	\$0.00		
Square Transactions	\$0.00	\$0.00		
Other	\$0.00	\$0.00		
Subtotal:	\$213.00	\$213.00		
TOTAL:	\$43,951.33	\$43,951.33		

Expense Category	July Expenses			YTD Expenses	Budgeted YTD	Fiscal Year Budget
	SMC Trust Acct.	CitiBank Acct.	Acct. Totals			
PAYROLL						
Full time	\$14,200.00	\$0.00	\$14,200.00	\$14,200.00	\$16,691.67	\$200,300.00
Part time	\$6,689.00	\$0.00	\$6,689.00	\$6,689.00	\$8,958.33	\$107,500.00
Subtotal :	\$20,889.00	\$0.00	\$20,889.00	\$20,889.00	\$25,650.00	\$307,800.00
BENEFITS						
CalPERS Retirement	\$2,283.45	\$0.00	\$2,283.45	\$2,283.45	\$2,416.67	\$29,000.00
CalPERS UAL	\$0.00	\$0.00	\$0.00	\$0.00	\$4,666.67	\$56,000.00
CalPERS Pension Prefunding*	\$49,813.00	\$0.00	\$49,813.00	\$49,813.00	\$0.00	\$0.00
Medicare & FICA	\$711.42	\$0.00	\$711.42	\$711.42	\$833.33	\$10,000.00
Prior OASDI	\$0.00	\$0.00	\$0.00	\$0.00	\$0.00	\$0.00
Active Employee Benefits	\$1,452.22	\$0.00	\$1,452.22	\$1,452.22	\$2,666.67	\$32,000.00
Retired Employee Benefits	\$989.05	\$0.00	\$989.05	\$989.05	\$1,333.33	\$16,000.00
Subtotal :	\$55,249.14	\$0.00	\$55,249.14	\$55,249.14	\$11,916.67	\$143,000.00
LIBRARY RESOURCES						
New Materials	\$0.00	\$0.00	\$0.00	\$0.00	\$1,208.33	\$14,500.00
Print Resources	\$4,158.72	\$107.80	\$4,266.52	\$4,266.52	\$9,041.67	\$108,500.00
Electronic Resources	\$1,107.60	\$2,017.00	\$3,124.60	\$3,124.60	\$4,250.00	\$51,000.00
Subtotal :	\$5,266.32	\$2,124.80	\$7,391.12	\$7,391.12	\$14,500.00	\$174,000.00
OPERATIONAL EXPENSES						
Insurance	\$0.00	\$3,796.00	\$3,796.00	\$3,796.00	\$708.33	\$8,500.00
Copy Machines	\$0.00	\$0.00	\$0.00	\$0.00	\$208.33	\$2,500.00
Capital Improvements	\$0.00	\$0.00	\$0.00	\$0.00	\$833.33	\$10,000.00
Office Supplies	\$0.00	\$0.00	\$0.00	\$0.00	\$291.67	\$3,500.00
Use Tax	\$0.00	\$0.00	\$0.00	\$0.00	\$0.00	\$0.00
Catering	\$0.00	\$48.90	\$48.90	\$48.90	\$200.00	\$2,400.00
Tech Support	\$0.00	\$0.00	\$0.00	\$0.00	\$750.00	\$9,000.00
Support Software	\$0.00	\$12.99	\$12.99	\$12.99	\$400.00	\$4,800.00
Building Maintenance	\$0.00	\$0.00	\$0.00	\$0.00	\$425.00	\$5,100.00
Bookkeeping Support	\$0.00	\$822.50	\$822.50	\$822.50	\$1,083.33	\$13,000.00
Services	\$0.00	\$0.00	\$0.00	\$0.00	\$1,875.00	\$22,500.00
Educational/Professional	\$0.00	\$29.40	\$29.40	\$29.40	\$125.00	\$1,500.00
Dues	\$0.00	\$150.00	\$150.00	\$150.00	\$108.33	\$1,300.00
Telecommunications	\$0.00	\$96.30	\$96.30	\$96.30	\$112.50	\$1,350.00
Travel Expenses	\$0.00	\$0.00	\$0.00	\$0.00	\$166.67	\$2,000.00
Promotional	\$0.00	\$0.00	\$0.00	\$0.00	\$66.67	\$800.00
Transfers	\$0.00	\$0.00	\$0.00	\$0.00	\$2,500.00	\$30,000.00
Citibank Service Charges	\$0.00	\$28.01	\$28.01	\$28.01	\$30.00	\$360.00
Miscellaneous	\$0.00	\$0.00	\$0.00	\$0.00	\$83.33	\$1,000.00
Subtotal :	\$0.00	\$4,984.10	\$4,984.10	\$4,984.10	\$9,967.50	\$119,610.00

TOTAL:	\$81,404.46	\$7,108.90	\$88,513.36	\$88,513.36	\$62,034.17	\$744,410.00
---------------	--------------------	-------------------	--------------------	--------------------	--------------------	---------------------

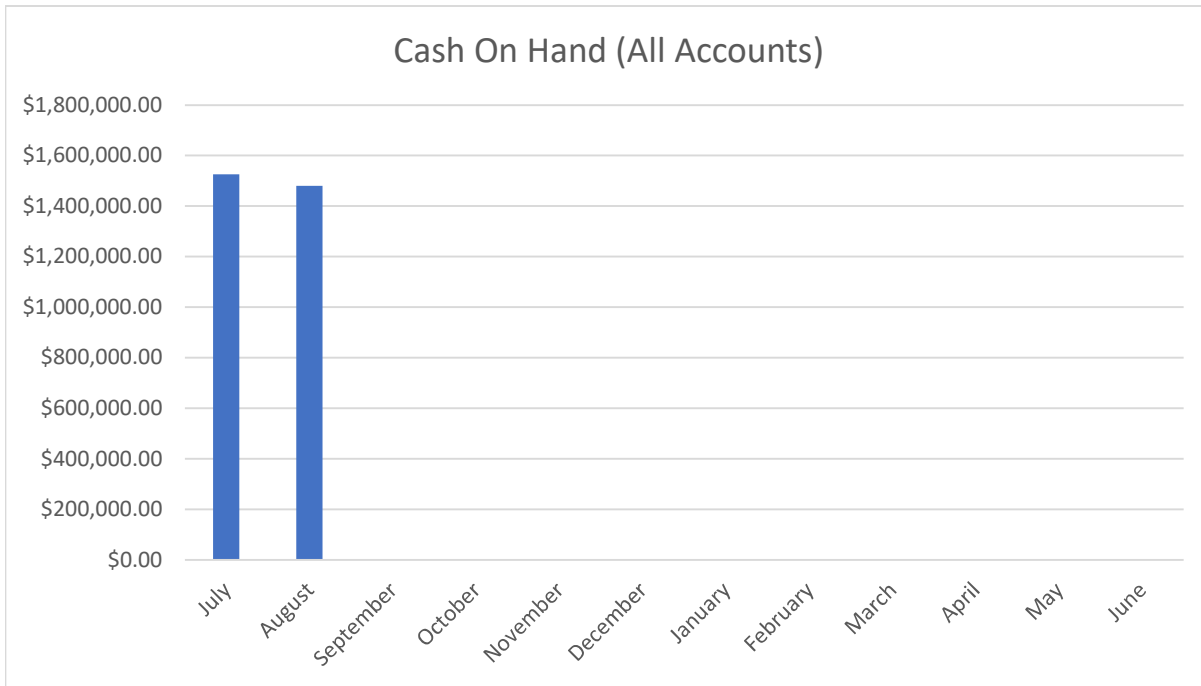
DETAILED MONTHLY INCOME			
Fund	Income Source	Comments	Amount
SMC Trust	Filing Fees		\$43,391.63
	Interest		
	Credits/Refunds		\$346.70
	Other		
Subtotal:			\$43,738.33
CitiBank	Photocopier		\$93.00
	Computer Printing		\$70.00
	Conference Room Rental		\$0.00
	Deed Form Sales		\$30.00
	MCLE Tape Circulation		\$0.00
	24-hour Material Circulation		\$20.00
	Extra Computer Time		\$0.00
	Lost Book Replacement		\$0.00
	Vendor Credits/Refunds		\$0.00
	SVCF Deposits		\$0.00
	Grants		\$0.00
	Overdue Fines		\$0.00
	Transfers		\$0.00
	Square Transactions		\$0.00
Other		\$0.00	
Subtotal:			\$213.00
Total Monthly Income:			\$43,951.33

DETAILED MONTHLY EXPENSES				
	ID	Payee	Comments	Amount
Operations	14187	CalPERS	Classic contributions	\$724.61
	14188	CalPERS	Classic contributions	\$724.61
	14189	CalPERS	Classic contributions	\$724.61
	14190	CalPERS	PEPRA contributions	\$464.56
	14191	CalPERS	PEPRA contributions	\$464.56
	14192	CalPERS	PEPRA contributions	\$464.56
	14193	LexisNexis-Matthew Bender	contract # 36577685 Lexis Digital Library contract	\$47,701.33
	14194	West Group,Thomson Reuters	Library Plan Charges - Online	\$1,107.60
	14195	Cubing, Ino	July Tech	\$750.00
	14196	Daily Journal Corporation	Southern Calif Judicial Profiles	\$283.50
	14197	UC Regents (CEB)		\$430.04
	14198	UC Regents (CEB)		\$392.15
	14199	UC Regents (CEB)		\$341.34
	14200	UC Regents (CEB)		\$340.08
	14201	UC Regents (CEB)		\$238.64
	14202	UC Regents (CEB)		\$238.64
	14203	UC Regents (CEB)		\$477.40
	14204	UC Regents (CEB)		\$503.60
	14205	UC Regents (CEB)		\$554.73
	14206	UC Regents (CEB)		\$315.58
	14207	UC Regents (CEB)		\$315.58
			Canva	\$12.99
			Account Analysis	\$26.33
			San Jose Mercury News	\$23.02
			Paula Edmondson #378	\$805.00
			AT&T	\$96.30
			Preply	\$29.40
			Ruth Brill #379	\$33.47
			Wall St Journal/Barrons Subscriptions	\$15.57
	Subtotal:			
Payroll & Benefits		Blake, Larry		\$1,100.00
		Bracco, Caroline		\$8,652.80
		Brill, Margaret Ruth		\$2,380.00
		Conventini, Antonella		\$5,547.20
		Cubing, Ino		\$88.00
		Cubing, Isabelle		\$176.00
		Jimenez, Vanessa		\$375.00
		Woods, Marcia		\$2,800.00
		Medicare & FICA		729.02
		Active Employee Benefits		1452.22
		Retired Employee Benefits		989.05
	Subtotal:			
Total Monthly Expenses:				\$82,889.09

DETAILED MONTHLY INCOME			
Fund	Income Source	Comments	Amount
SMC Trust	Filing Fees		\$48,846.73
	Interest		
	Credits/Refunds		\$693.40
	Other		
		Subtotal:	\$49,540.13
CitiBank	Photocopier		\$147.00
	Computer Printing		\$80.00
	Conference Room Rental		\$0.00
	Deed Form Sales		\$25.00
	MCLE Tape Circulation		\$0.00
	24-hour Material Circulation		\$0.00
	Extra Computer Time		\$10.00
	Lost Book Replacement		\$28.52
	Vendor Credits/Refunds		\$0.00
	SVCF Deposits		\$0.00
	Grants		\$0.00
	Overdue Fines		\$0.00
	Transfers		\$0.00
	Square Transactions		\$0.00
Other		\$0.00	
		Subtotal:	\$290.52
Total Monthly Income:			\$49,830.65

**Cash On Hand
 (All accounts)**

PERIOD	SMC Trust Fund	CitiBank Account	Schwab Account	CalPERS Prefunding Account	TOTAL
July	\$1,207,602.49	\$12,090.01	\$277,975.56	\$27,798.51	\$1,525,466.57
August	\$1,174,948.91	\$11,372.44	\$266,972.32	\$26,947.04	\$1,480,240.71
September	\$0.00	\$0.00	\$0.00	\$0.00	\$0.00
October	\$0.00	\$0.00	\$0.00	\$0.00	\$0.00
November	\$0.00	\$0.00	\$0.00	\$0.00	\$0.00
December	\$0.00	\$0.00	\$0.00	\$0.00	\$0.00
January	\$0.00	\$0.00	\$0.00	\$0.00	\$0.00
February	\$0.00	\$0.00	\$0.00	\$0.00	\$0.00
March	\$0.00	\$0.00	\$0.00	\$0.00	\$0.00
April	\$0.00	\$0.00	\$0.00	\$0.00	\$0.00
May	\$0.00	\$0.00	\$0.00	\$0.00	\$0.00
June	\$0.00	\$0.00	\$0.00	\$0.00	\$0.00

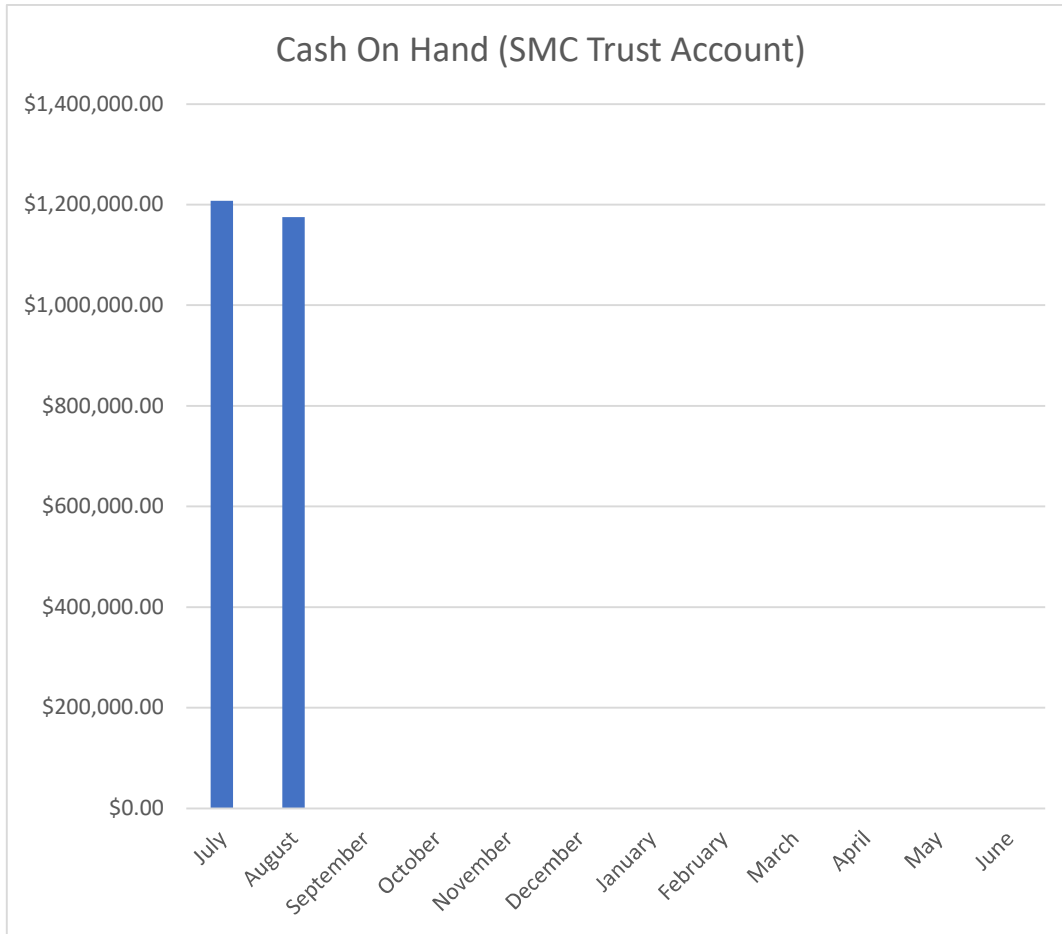


**CASH ON HAND
 (SMC Trust Account)**

PERIOD	TOTAL INCOME*	TOTAL EXPENSES	CASH ON HAND
July	\$43,738.33	\$81,404.46	\$1,207,602.49
August	\$49,540.13	\$82,193.71	\$1,174,948.91
September	\$0.00	\$0.00	\$0.00
October	\$0.00	\$0.00	\$0.00
November	\$0.00	\$0.00	\$0.00
December	\$0.00	\$0.00	\$0.00
January	\$0.00	\$0.00	\$0.00
February	\$0.00	\$0.00	\$0.00
March	\$0.00	\$0.00	\$0.00
April	\$0.00	\$0.00	\$0.00
May	\$0.00	\$0.00	\$0.00
June	\$0.00	\$0.00	\$0.00
TOTALS	\$93,278.46	\$163,598.17	

YTD Difference	-\$70,319.71
-----------------------	---------------------

* Total income deposited in County Trust Fund



Transaction Date	Item	Debit	Credit	BALANCE
Beginning Balance 8/1/2023				\$12,090.01
Ending Balance 8/31/2023:				\$11,372.44
AUGUST				
8/3/2023	Canva	\$12.99		\$12,077.02
8/8/2023	Square In		\$33.99	\$12,111.01
8/8/2023	Account Analysis	\$26.33		\$12,084.68
8/9/2023	San Jose Mercury News	\$23.02		\$12,061.66
8/14/2023	Paula Edmondson #378	\$805.00		\$11,256.66
8/21/2023	AT&T	\$96.30		\$11,160.36
8/22/2023	Preply	\$29.40		\$11,130.96
8/30/2023	Deposit		\$290.52	\$11,421.48
8/30/2023	Ruth Brill #379	\$33.47		\$11,388.01
8/31/2023	Wall St Journal/Barrons Subscriptions	\$15.57		\$11,372.44
TOTALS:		\$1,042.08	\$324.51	
Ending Balance 8/31/23:				\$11,372.44
Monthly Difference:				-717.57

Income Category	August Income	YTD Income
TRIAL BALANCE REPORTED INCOME (Deposited to County Trust Fund)		
Filing Fees	\$48,846.73	\$92,238.36
Interest	\$0.00	\$0.00
Credits/Refunds	\$693.40	\$1,040.10
Other	\$0.00	\$0.00
Subtotal:	\$49,540.13	\$93,278.46
LIBRARY GENERATED INCOME (Deposited to Library CitiBank Acct)		
Photocopier	\$147.00	\$240.00
Computer Printing	\$80.00	\$150.00
Conference Room Rental	\$0.00	\$0.00
Deed Form Sales	\$25.00	\$55.00
MCLE Tape Circulation	\$0.00	\$0.00
24-hour Material Circulation	\$0.00	\$20.00
Extra Computer Time	\$10.00	\$10.00
Lost Book Replacement	\$28.52	\$28.52
Vendor Credits/Refunds	\$0.00	\$0.00
SVCF Deposits	\$0.00	\$0.00
Grants	\$0.00	\$0.00
Overdue Fines	\$0.00	\$0.00
Transfers	\$0.00	\$0.00
Square Transactions	\$0.00	\$0.00
Other	\$0.00	\$0.00
Subtotal:	\$290.52	\$503.52
TOTAL:	\$49,830.65	\$93,781.98

Expense Category	August Expenses			YTD Expenses	Budgeted YTD	Fiscal Year Budget
	SMC Trust Acct.	CitiBank Acct.	Acct. Totals			
PAYROLL						
Full time	\$14,200.00	\$0.00	\$14,200.00	\$28,400.00	\$16,691.67	\$200,300.00
Part time	\$6,919.00	\$0.00	\$6,919.00	\$13,608.00	\$8,958.33	\$107,500.00
Subtotal :	\$21,119.00	\$0.00	\$21,119.00	\$42,008.00	\$25,650.00	\$307,800.00
BENEFITS						
CalPERS Retirement	\$3,567.51	\$0.00	\$3,567.51	\$5,850.96	\$2,416.67	\$29,000.00
CalPERS UAL	\$0.00	\$0.00	\$0.00	\$0.00	\$4,666.67	\$56,000.00
CalPERS Pension Prefunding*	\$0.00	\$0.00	\$0.00	\$49,813.00	\$0.00	\$0.00
Medicare & FICA	\$729.02	\$0.00	\$729.02	\$1,440.44	\$833.33	\$10,000.00
Prior OASDI	\$0.00	\$0.00	\$0.00	\$0.00	\$0.00	\$0.00
Active Employee Benefits	\$1,452.22	\$0.00	\$1,452.22	\$2,904.44	\$2,666.67	\$32,000.00
Retired Employee Benefits	\$989.05	\$0.00	\$989.05	\$1,978.10	\$1,333.33	\$16,000.00
Subtotal :	\$6,737.80	\$0.00	\$6,737.80	\$61,986.94	\$11,916.67	\$143,000.00
LIBRARY RESOURCES						
New Materials	\$0.00	\$0.00	\$0.00	\$0.00	\$1,208.33	\$14,500.00
Print Resources	\$4,431.28	\$38.59	\$4,469.87	\$8,736.39	\$9,041.67	\$108,500.00
Electronic Resources	\$48,808.93	\$0.00	\$48,808.93	\$51,933.53	\$4,250.00	\$51,000.00
Subtotal :	\$53,240.21	\$38.59	\$53,278.80	\$60,669.92	\$14,500.00	\$174,000.00
OPERATIONAL EXPENSES						
Insurance	\$0.00	\$0.00	\$0.00	\$3,796.00	\$708.33	\$8,500.00
Copy Machines	\$0.00	\$0.00	\$0.00	\$0.00	\$208.33	\$2,500.00
Capital Improvements	\$0.00	\$0.00	\$0.00	\$0.00	\$833.33	\$10,000.00
Office Supplies	\$0.00	\$33.47	\$33.47	\$33.47	\$291.67	\$3,500.00
Use Tax	\$0.00	\$0.00	\$0.00	\$0.00	\$0.00	\$0.00
Catering	\$0.00	\$0.00	\$0.00	\$48.90	\$200.00	\$2,400.00
Tech Support	\$750.00	\$0.00	\$750.00	\$750.00	\$750.00	\$9,000.00
Support Software	\$0.00	\$12.99	\$12.99	\$25.98	\$400.00	\$4,800.00
Building Maintenance	\$0.00	\$0.00	\$0.00	\$0.00	\$425.00	\$5,100.00
Bookkeeping Support	\$0.00	\$805.00	\$805.00	\$1,627.50	\$1,083.33	\$13,000.00
Services	\$0.00	\$0.00	\$0.00	\$0.00	\$1,875.00	\$22,500.00
Educational/Professional	\$0.00	\$29.40	\$29.40	\$58.80	\$125.00	\$1,500.00
Dues	\$0.00	\$0.00	\$0.00	\$150.00	\$108.33	\$1,300.00
Telecommunications	\$0.00	\$96.30	\$96.30	\$192.60	\$112.50	\$1,350.00
Travel Expenses	\$0.00	\$0.00	\$0.00	\$0.00	\$166.67	\$2,000.00
Promotional	\$0.00	\$0.00	\$0.00	\$0.00	\$66.67	\$800.00
Transfers	\$0.00	\$0.00	\$0.00	\$0.00	\$2,500.00	\$30,000.00
Citibank Service Charges	\$0.00	\$26.33	\$26.33	\$54.34	\$30.00	\$360.00
Miscellaneous	\$0.00	\$0.00	\$0.00	\$0.00	\$83.33	\$1,000.00
Subtotal :	\$750.00	\$1,003.49	\$1,753.49	\$6,737.59	\$9,967.50	\$119,610.00
TOTAL:	\$81,847.01	\$1,042.08	\$82,889.09	\$171,402.45	\$62,034.17	\$744,410.00

DETAILED MONTHLY EXPENSES				
	ID	Payee	Comments	Amount
Operations	14207	CalPERS	GASB 68 INVOICE	\$700.00
	14208	West Group,Thomson Reuters	Library Plan Charges - Print	\$3,086.31
	14209	West Group,Thomson Reuters	Library Plan Charges - Online	\$1,107.60
	14210	Cubing, Ino	August Tech	\$975.00
	14211	UC Regents (CEB)		\$341.34
	14212	UC Regents (CEB)		\$408.77
	14213	UC Regents (CEB)		\$430.04
	14214	UC Regents (CEB)		\$435.18
	14215	UC Regents (CEB)		\$356.43
	14216	UC Regents (CEB)		\$239.79
	14217	UC Regents (CEB)		\$425.94
	14218	UC Regents (CEB)		\$374.26
	14219	Veterans Information Service	Annual 2024- ISBN 978-0-9600887-4-4	\$30.00
	14220	Office Depot	Office supplies	\$16.57
	14221	Office Depot	Office supplies	\$30.79
	14222	Lexis (Advance)	Content Feature 7/1-6/30/2024	\$31,596.00
	14223	Xerox	Meter Usage	\$208.68
	14224	Xerox	Meter Usage	\$208.68
	14225	CalPERS	Classic contributions	\$724.61
	14226	CalPERS	Classic contributions	\$724.61
	14227	CalPERS	Classic contributions	\$464.56
	14228	CalPERS	Classic contributions	\$464.56
	9/5/2023	San Jose Mercury News		\$25.04
	9/6/2023	Canva		\$12.99
	9/8/2023	Account Analysis		\$26.45
	9/15/2023	Paula Edmondson #381		\$630.00
	9/19/2023	Preply		\$29.40
	9/19/2023	AT&T		\$96.30
9/26/2023	Sol Guard Company #410		\$980.00	
9/29/2023	San Jose Mercury News		\$25.04	
Subtotal:				\$45,174.94
Payroll & Benefits		Blake, Larry		\$875.00
		Bracco, Caroline		\$8,652.80
		Brill, Margaret Ruth		\$1,820.00
		Conventini, Antonella		\$5,547.20
		Cubing, Ino		\$264.00
		Cubing, Isabelle		\$0.00
		Jimenez, Vanessa		\$275.00
		Woods, Marcia		\$2,590.00
		Medicare & FICA		645.24
		Active Employee Benefits		1452.22
		Retired Employee Benefits		989.05
	Subtotal:			
Total Monthly Expenses:				\$67,410.45

DETAILED MONTHLY INCOME			
Fund	Income Source	Comments	Amount
SMC Trust	Filing Fees		\$48,846.73
	Interest		
	Credits/Refunds		\$693.40
	Other		
Subtotal:			\$49,540.13
CitiBank	Photocopier		\$62.00
	Computer Printing		\$21.00
	Conference Room Rental		\$80.00
	Deed Form Sales		\$40.00
	MCLE Tape Circulation		\$0.00
	24-hour Material Circulation		\$0.00
	Extra Computer Time		\$0.00
	Lost Book Replacement		\$0.00
	Vendor Credits/Refunds		\$454.00
	SVCF Deposits		\$0.00
	Grants		\$0.00
	Overdue Fines		\$0.00
	Transfers		\$0.00
	Square Transactions		\$0.00
Other		\$0.00	
Subtotal:			\$657.00
Total Monthly Income:			\$50,197.13

Expense Category	September Expenses			YTD Expenses	Budgeted YTD	Fiscal Year Budget
	SMC Trust Acct.	CitiBank Acct.	Acct. Totals			
PAYROLL						
Full time	\$14,200.00	\$0.00	\$14,200.00	\$42,600.00	\$16,691.67	\$200,300.00
Part time	\$5,824.00	\$0.00	\$5,824.00	\$19,432.00	\$8,958.33	\$107,500.00
Subtotal :	\$20,024.00	\$0.00	\$20,024.00	\$62,032.00	\$25,650.00	\$307,800.00
BENEFITS						
CalPERS Retirement	\$3,078.34	\$0.00	\$3,078.34	\$8,929.30	\$2,416.67	\$29,000.00
CalPERS UAL	\$0.00	\$0.00	\$0.00	\$0.00	\$4,666.67	\$56,000.00
CalPERS Pension Prefunding*	\$0.00	\$0.00	\$0.00	\$49,813.00	\$0.00	\$0.00
Medicare & FICA	\$645.24	\$0.00	\$645.24	\$2,085.68	\$833.33	\$10,000.00
Prior OASDI	\$0.00	\$0.00	\$0.00	\$0.00	\$0.00	\$0.00
Active Employee Benefits	\$1,452.22	\$0.00	\$1,452.22	\$4,356.66	\$2,666.67	\$32,000.00
Retired Employee Benefits	\$989.05	\$0.00	\$989.05	\$2,967.15	\$1,333.33	\$16,000.00
Subtotal :	\$6,164.85	\$0.00	\$6,164.85	\$68,151.79	\$11,916.67	\$143,000.00
LIBRARY RESOURCES						
New Materials	\$0.00	\$0.00	\$0.00	\$0.00	\$1,208.33	\$14,500.00
Print Resources	\$6,128.06	\$50.08	\$6,178.14	\$14,914.53	\$9,041.67	\$108,500.00
Electronic Resources	\$32,703.60	\$0.00	\$32,703.60	\$84,637.13	\$4,250.00	\$51,000.00
Subtotal :	\$38,831.66	\$50.08	\$38,881.74	\$99,551.66	\$14,500.00	\$174,000.00
OPERATIONAL EXPENSES						
Insurance	\$0.00	\$0.00	\$0.00	\$3,796.00	\$708.33	\$8,500.00
Copy Machines	\$417.36	\$0.00	\$417.36	\$417.36	\$208.33	\$2,500.00
Capital Improvements	\$0.00	\$0.00	\$0.00	\$0.00	\$833.33	\$10,000.00
Office Supplies	\$47.36	\$0.00	\$47.36	\$80.83	\$291.67	\$3,500.00
Use Tax	\$0.00	\$0.00	\$0.00	\$0.00	\$0.00	\$0.00
Catering	\$0.00	\$0.00	\$0.00	\$48.90	\$200.00	\$2,400.00
Tech Support	\$975.00	\$0.00	\$975.00	\$1,725.00	\$750.00	\$9,000.00
Support Software	\$0.00	\$12.99	\$12.99	\$38.97	\$400.00	\$4,800.00
Building Maintenance	\$0.00	\$0.00	\$0.00	\$0.00	\$425.00	\$5,100.00
Bookkeeping Support	\$0.00	\$630.00	\$630.00	\$2,257.50	\$1,083.33	\$13,000.00
Services	\$0.00	\$980.00	\$980.00	\$980.00	\$1,875.00	\$22,500.00
Educational/Professional	\$0.00	\$29.40	\$29.40	\$88.20	\$125.00	\$1,500.00
Dues	\$0.00	\$0.00	\$0.00	\$150.00	\$108.33	\$1,300.00
Telecommunications	\$68.51	\$96.30	\$164.81	\$357.41	\$112.50	\$1,350.00
Travel Expenses	\$0.00	\$0.00	\$0.00	\$0.00	\$166.67	\$2,000.00
Promotional	\$0.00	\$0.00	\$0.00	\$0.00	\$66.67	\$800.00
Transfers	\$0.00	\$0.00	\$0.00	\$0.00	\$2,500.00	\$30,000.00
Citibank Service Charges	\$0.00	\$26.45	\$26.45	\$80.79	\$30.00	\$360.00
Miscellaneous	\$0.00	\$0.00	\$0.00	\$0.00	\$83.33	\$1,000.00
Subtotal :	\$1,508.23	\$1,775.14	\$3,283.37	\$10,020.96	\$9,967.50	\$119,610.00
TOTAL:	\$66,528.74	\$1,825.22	\$68,353.96	\$239,756.41	\$62,034.17	\$744,410.00

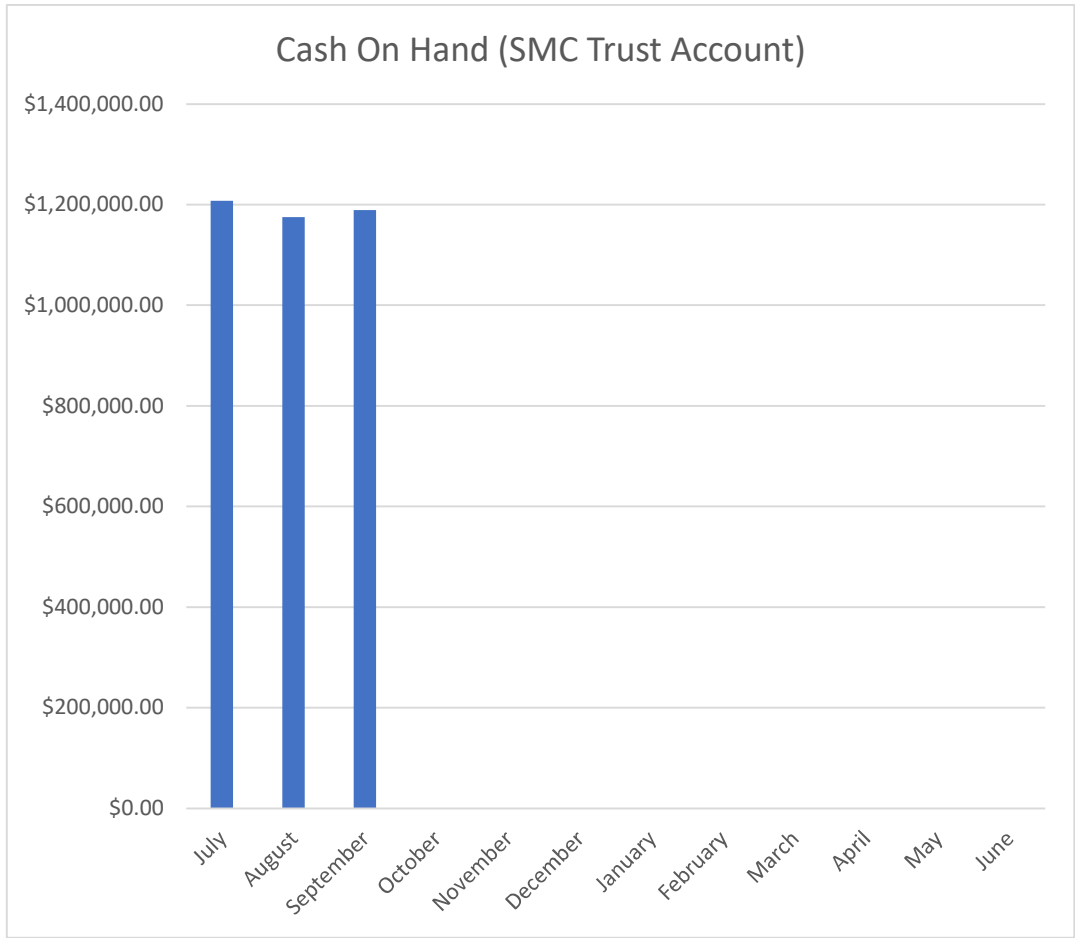
Income Category	September Income	YTD Income
TRIAL BALANCE REPORTED INCOME (Deposited to County Trust Fund)		
Filing Fees	\$45,320.26	\$137,558.62
Interest	\$0.00	\$0.00
Credits/Refunds	\$35,130.86	\$36,170.96
Other	\$0.00	\$0.00
Subtotal:	\$80,451.12	\$173,729.58
LIBRARY GENERATED INCOME (Deposited to Library CitiBank Acct)		
Photocopier	\$62.00	\$302.00
Computer Printing	\$21.00	\$171.00
Conference Room Rental	\$80.00	\$80.00
Deed Form Sales	\$40.00	\$95.00
MCLE Tape Circulation	\$0.00	\$0.00
24-hour Material Circulation	\$0.00	\$20.00
Extra Computer Time	\$0.00	\$10.00
Lost Book Replacement	\$454.00	\$482.52
Vendor Credits/Refunds	\$0.00	\$0.00
SVCF Deposits	\$0.00	\$0.00
Grants	\$0.00	\$0.00
Overdue Fines	\$0.00	\$0.00
Transfers	\$0.00	\$0.00
Square Transactions	\$0.00	\$0.00
Other	\$0.00	\$0.00
Subtotal:	\$657.00	\$1,160.52
TOTAL:	\$81,108.12	\$174,890.10

**CASH ON HAND
 (SMC Trust Account)**

PERIOD	TOTAL INCOME*	TOTAL EXPENSES	CASH ON HAND
July	\$43,738.33	\$81,404.46	\$1,207,602.49
August	\$49,540.13	\$82,193.71	\$1,174,948.91
September	\$80,451.12	\$66,528.74	\$1,188,871.29
October	\$0.00	\$0.00	\$0.00
November	\$0.00	\$0.00	\$0.00
December	\$0.00	\$0.00	\$0.00
January	\$0.00	\$0.00	\$0.00
February	\$0.00	\$0.00	\$0.00
March	\$0.00	\$0.00	\$0.00
April	\$0.00	\$0.00	\$0.00
May	\$0.00	\$0.00	\$0.00
June	\$0.00	\$0.00	\$0.00
TOTALS	\$173,729.58	\$230,126.91	

YTD Difference	-\$56,397.33
-----------------------	---------------------

* Total income deposited in County Trust Fund



**Cash On Hand
 (All accounts)**

PERIOD	SMC Trust Fund	CitiBank Account	Schwab Account	CalPERS Prefunding Account	TOTAL
July	\$1,207,602.49	\$12,090.01	\$277,975.56	\$27,798.51	\$1,525,466.57
August	\$1,174,948.91	\$11,372.44	\$266,972.32	\$26,947.04	\$1,480,240.71
September	\$1,188,871.29	\$10,252.62	\$266,972.32	\$26,947.04	\$1,493,043.27
October	\$0.00	\$0.00	\$0.00	\$0.00	\$0.00
November	\$0.00	\$0.00	\$0.00	\$0.00	\$0.00
December	\$0.00	\$0.00	\$0.00	\$0.00	\$0.00
January	\$0.00	\$0.00	\$0.00	\$0.00	\$0.00
February	\$0.00	\$0.00	\$0.00	\$0.00	\$0.00
March	\$0.00	\$0.00	\$0.00	\$0.00	\$0.00
April	\$0.00	\$0.00	\$0.00	\$0.00	\$0.00
May	\$0.00	\$0.00	\$0.00	\$0.00	\$0.00
June	\$0.00	\$0.00	\$0.00	\$0.00	\$0.00

